

LUND®

THE ULTIMATE FISHING EXPERIENCE



2024 CATALOG

ALUMINUM AND FIBERGLASS BOATS

THE LUND DIFFERENCE



F.I.S.H. stands for four premium attributes found on all Lund® boats. From initial design to finished product, these principles guide our boat builders to create fishing boats that have earned a reputation for quality, performance, and fishability.



F FIT AND FINISH

Pairing meticulous craftsmanship with unwavering attention to quality and aesthetics



I INNOVATION

Pushing the boundaries of what's possible from engineering to on-the-water performance



S SAFETY

Durability and design combine to ensure a smooth, safe ride



H HERITAGE

More than 75 years of experience building the most respected boats on the market

BUILT BY ANGLERS FOR ANGLERS

For over 75 years, Lund has built rock-solid boats that can endure what nature can dish out. Lund offers boats of legendary quality that will exceed your expectations no matter what your goal is—from fishing and hunting, to working and playing.

CORE FISHING

Baron®	4
Tyee® GL	5
Tyee®	6
Pro-V	8
Pro-V GL	10
Pro-V Musky XS	12
Fisherman	13
Pro Guide	14
Rebel XL	16
Angler	18
Fury	20

BASS & CRAPPIE

Pro-V Bass XS	22
Renegade	24

FISHING & SPORT

Adventure	26
Crossover XS	28
Impact XS SS	29
Impact XS Sport	30

UTILITY & HUNTING

Alaskan	32
Predator	34
WC	36
SSV	37
Jon	38

EXTRAS

SportTrak™	40
Trailers	41
Color Chart	42
Warranty	44
Bassmaster Classic	45
Lund® Gear	46
Veer Boats	47

CORE FISHING

BARON

2275

This fishing boat has more of everything—storage, fishing features, power and seating—which translates to more fish in the boat and family fun on the water.



22' 9"
Length

400
Max HP

102"
Beam

10'
Max Rod Storage

2,950 lbs. / 12 people
Max Capacity

70 gal
Fuel

4
Seats

25"
Transom Height

Bow 25"/9 gal, Aft 38"/24 gal
Livewell

Image shown: 2275 Baron in Heritage Red / Silver Stone with standard graphics and optional raised chrome logo



1. In-floor rod storage for 10 rods: (5) 9', (5) 8' 6"
2. Aft platform provides comfortable flip-up seating
3. Walk-way storage offers convenient and easy access for smaller items.



CORE FISHING

FIBERGLASS

TYEE GL

189

As a premium fishing and family-pleasing machine, the fiberglass Tyee GL balances professional angling features with recreational amenities to satisfy the whole crew.

**18' 9"**
Length**200**
Max HP**102"**
Beam**7'**
Max Rod Storage**1,900 lbs. / 8 people**
Max Capacity**41 gal**
Fuel**3**
Seats**25"**
Transom Height**Bow 21"/9 gal, Aft 31"/16 gal**
Livewell


Image shown: 189 Tyee GL in White / Gunmetal with raised chrome logo



1



2



3

1. Optional ski pylon
2. Optional comfort bow cushions
3. Center rod storage

**BUILD YOUR TYEE GL ON LUNDBOATS.COM**

CORE FISHING

TYEE

2075 | 1975 | 1875

This family favorite combines ample storage, lots of seating and loads of fishing features in roomy, comfortable boats for those that love fishing and fun.



VIDEO
WALK-THROUGH

Image shown: 1875 Tyee in Cobalt Blue / Silver Stone with premium graphics and raised chrome logo





2075

20' 8" Length	250 Max HP
99.5" Beam	9' Max Rod Storage
2,350 lbs. 9 people Max Capacity	50 gal Fuel
4 Seats	25" Transom Height
Bow 25"/9 gal Aft 38"/24 gal Livewell	



1975

19' 10" Length	225 Max HP
98" Beam	9' Max Rod Storage
2,150 lbs. 9 people Max Capacity	40 gal Fuel
3 Seats	25" Transom Height
Bow 25"/9 gal Aft 38"/24 gal Livewell	



1875

18' 10" Length	200 Max HP
98" Beam	8' Max Rod Storage
1,950 lbs. 8 people Max Capacity	40 gal Fuel
3 Seats	25" Transom Height
Bow 25"/9 gal Aft 38"/24 gal Livewell	

Image shown: 1975 Tyee in Heritage Red / Black with premium graphics and raised black logo



1



2



3

- Optional suspension seat
- Added storage capacity below aft jump seats
- In-floor lockable rod storage holds 10 rods: (4) 8', (6) 7' 6"



CORE FISHING

PRO-V

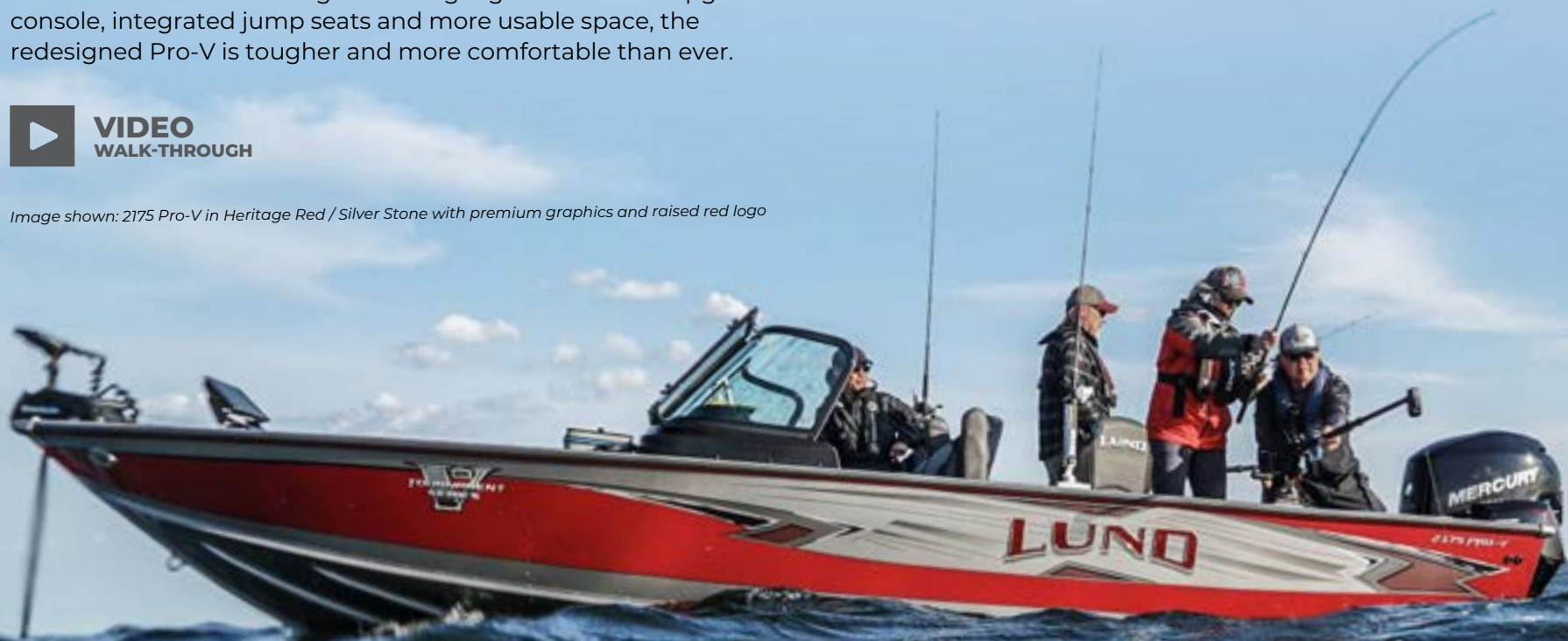
2175 | 2075 | 1975 | 1875

Since its debut over 35 years ago, the Lund® flagship fishing boat has set the standard for big-water angling. Now with an upgraded console, integrated jump seats and more usable space, the redesigned Pro-V is tougher and more comfortable than ever.



VIDEO
WALK-THROUGH

Image shown: 2175 Pro-V in Heritage Red / Silver Stone with premium graphics and raised red logo





2175

21' 10" Length	400 Max HP
102" Beam	11' Max Rod Storage
2,200 lbs. 9 people Max Capacity	65 gal Fuel
4 Seats	25" Transom Height
Bow 28"/14 gal Aft 44"/31 gal Livewell	



2075

20' 10" Length	300 Max HP
102" Beam	10' Max Rod Storage
2,100 lbs. 9 people Max Capacity	62 gal Fuel
4 Seats	25" Transom Height
Bow 28"/14 gal Aft 44"/31 gal Livewell	



1975

19' 10" Length	225 Max HP
100" Beam	10' Max Rod Storage
2,000 lbs. 8 people Max Capacity	51 gal Fuel
4 Seats	25" Transom Height
Bow 28"/14 gal Aft 44"/31 gal Livewell	



1875

18' 11" Length	200 Max HP
100" Beam	9' Max Rod Storage
1,800 lbs. 8 people Max Capacity	51 gal Fuel
3 Seats	25" Transom Height
Bow 28"/14 gal Aft 44"/31 gal Livewell	

Image shown: 1875 Pro-V in Cobalt Blue / Silver Stone with standard graphics and optional raised chrome logo



1



2



3

1. Massive bow and aft livewells with pumpout
2. Command console with mounting space for dual locators
3. Lockable 3-tiered center rod storage



BUILD YOUR PRO-V ON LUNDBOATS.COM

CORE FISHING

FIBERGLASS

PRO-V GL

219 | 202 | 189

A leader in fiberglass walleye boats, the Lund® Pro-V GL Series features center rod lockers, dual livewells, and the power and stability to tackle any fish in any water.



VIDEO
WALK-THROUGH

Image shown: 202 Pro-V GL in Gunmetal / White with raised chrome logo





219

21' 9" Length	400 Max HP
102" Beam	9' Max Rod Storage
2,150 lbs. 8 people Max Capacity	65 gal Fuel
4 Seats	25" Transom Height
Bow 30"/20 gal Aft 51"/33 gal Livewell	



202

20' 2" Length	300 Max HP
102" Beam	9' 6" Max Rod Storage
2,050 lbs. 8 people Max Capacity	50 gal Fuel
4 Seats	25" Transom Height
Bow 24"/9.5 gal Aft 46"/24.5 gal Livewell	



189

18' 9" Length	200 Max HP
102" Beam	8' Max Rod Storage
1,900 lbs. 6 people Max Capacity	41 gal Fuel
3 Seats	25" Transom Height
Bow 24"/12 gal Aft 46"/22 gal Livewell	

Image shown: 189 Pro-V GL in Gunmetal / Black with raised black logo



1



2



3

1. Aft jump seats (202)
2. Command console
3. Aft 51"/33 gallon ProLong Plus Livewell/Baitwell (219)



CORE FISHING

PRO-V MUSKY XS

2075 | 1875

The Pro-V Musky features massive casting decks, custom musky-lure storage and generous rod storage so you can land the ultimate trophy.



VIDEO
WALK-THROUGH



2075

20' 10"
Length

250
Max HP

96"
Beam

10'
Max Rod Storage

**1,800 lbs.
5 people**
Max Capacity

49 gal
Fuel

2 + 1 bike
Seats

25"
Transom Height

Aft 36"/28 gal
Livewell

1875

18' 9"
Length

250
Max HP

96"
Beam

9'
Max Rod Storage

**1,650 lbs.
5 people**
Max Capacity

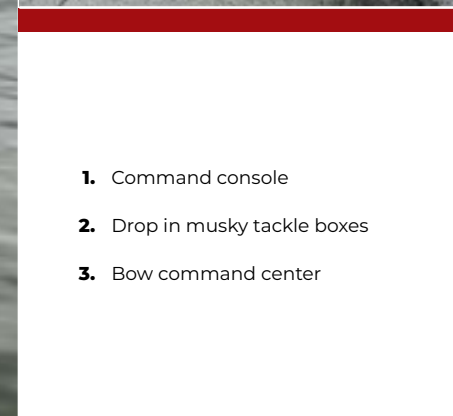
39 gal
Fuel

2 + 1 bike
Seats

25"
Transom Height

Aft 36"/28 gal
Livewell

Image shown: 1875 Pro-V Musky in Arctic White with optional raised black logo



1. Command console
2. Drop in musky tackle boxes
3. Bow command center

CORE FISHING

FISHERMAN

2075 | 1875

Built tough for big water and the big fish that live there, the Fisherman is a rock-solid, fishing-first boat with a wide-open cockpit, massive storage for rods and tackle and wide gunnels for mounting downriggers.



2075

20' 10"
Length

200
Max HP

99"
Beam

10'
Max Rod Storage

**2,200 lbs.
9 people**
Max Capacity

40 gal
Fuel

2
Seats

25"
Transom Height

Aft 35"/18 gal
Livewell



1875

18' 10"
Length

150
Max HP

99"
Beam

8' 2"
Max Rod Storage

**1,950 lbs.
8 people**
Max Capacity

32 gal
Fuel

2
Seats

25"
Transom Height

Aft 35"/18 gal
Livewell

Image shown: 2075 Fisherman in Arctic White / Silver Stone with standard graphics



1



2



3

1. Command Console with cup holder and room to mount electronics
2. Dual flip-up jump seats for added crew capacity
3. Bow deck rod and tackle storage



CORE FISHING

PRO GUIDE

2075 | 1875 | 1775

The finest tiller-drive fishing boats on the market, the Pro Guide family offers precise control, roomy interiors and the fishing features to bring success to any fishing adventure.



VIDEO
WALK-THROUGH

Image shown: 1775 Pro Guide in Cobalt Blue / Silver Stone with standard graphics





2075

20' 9" Length	250 Max HP
93" Beam	9' 6" Max Rod Storage
2,00 lbs. 6 people Max Capacity	43 gal Fuel
3 Seats	25" Transom Height
Bow 27"/11 gal Aft 42"/22 gal Livewell	



1875

18' 10" Length	90 Max HP
93" Beam	9' Max Rod Storage
1,650 lbs. 6 people Max Capacity	35 gal Fuel
3 Seats	25" Transom Height
Bow 27"/11 gal Aft 42"/22 gal Livewell	



1775

17' 10" Length	75 Max HP
87" Beam	7' 5" Max Rod Storage
1,400 lbs. 6 people Max Capacity	21 gal Fuel
2 Seats	20" Transom Height
Aft 37"/16 gal Livewell	

Image shown:: 2075 Pro Guide in Arctic White / Silver Stone with premium graphics and raised chrome logo



1



2



3

1. Versatile aft deck features a large livewell and deep storage
2. In-deck bow storage holds anything you need (1775 shown)
3. Starboard locker adds storage for 5 additional rods (1875/2075)



CORE FISHING

REBEL XL

SPORT | SS | TILLER

UPDATED
FOR 2024

The ultimate 16-foot fishing boat brings features of the larger Lund® boats into a more compact, affordable package for fishing fanatics.



Image shown: 1650 Rebel XL SS in Heritage Red with standard graphics





SPORT

16' 7" Length	90 Max HP
85" Beam	7' 6" Max Rod Storage
1,350 lbs. 6 people Max Capacity	19 Fuel
3 Seats	20" Transom Height
Bow 37"/16 gal Livewell	



SS


16' 7" Length	75 Max HP
85" Beam	7' 6" Max Rod Storage
1,350 lbs. 6 people Max Capacity	19 Fuel
3 Seats	20" Transom Height
Bow 37"/16 gal Livewell	



TILLER

16' 7" Length	60 Max HP
85" Beam	7' 6" Max Rod Storage
1,350 lbs. 6 people Max Capacity	19 Fuel
3 Seats	20" Transom Height
Bow 37"/16 gal Livewell	

Image shown: 1650 Rebel XL Sport in Arctic White with standard graphics



1. Add versatility with optional aft platform flip seats
2. Command console with multifunction gauges
3. Aerated 16-gal. bow livewell with bait bucket holder



CORE FISHING

ANGLER

SPORT | SS | TILLER

UPDATED
FOR 2024

Designed to fish, the Angler is small enough for shallow coves but sized right to handle big water as well. Available in Tiller, SS (side console), and Sport (full windshield) versions.



VIDEO
WALK-THROUGH

*Image shown: 1650 Angler Sport in
Heritage Red with standard graphics*





1. Command console (Sport shown)
2. Aft fuel storage with removable 6.5 gallon tank (optional 2nd tank)
3. 16-Gallon, 37" bow livewell



Image shown: 1650 Angler Tiller in Cobalt Blue with standard graphics



SPORT

16' 5" Length	60 Max HP
80.5" Beam	Port: 8' 9" Starboard: 7' 6" Max Rod Storage
1,250 lbs. 5 people Max Capacity	Portable: 6.5 gal (Optional 2nd tank) Fuel
2 Seats	20" Transom Height
Bow 37"/16 gal Livewell	



SS

16' 5" Length	50 Max HP
80.5" Beam	Port: 8' 9" Starboard: 7' 6" Max Rod Storage
1,250 lbs. 5 people Max Capacity	Portable: 6.5 gal (Optional 2nd tank) Fuel
2 Seats	20" Transom Height
Bow 37"/16 gal Livewell	



TILLER

16' 5" Length	50 Max HP
80.5" Beam	Port: 8' 9" Starboard: 7' 6" Max Rod Storage
1,250 lbs. 5 people Max Capacity	Portable: 6.5 gal (Optional 2nd tank) Fuel
2 Seats	20" Transom Height
Bow 37"/16 gal Livewell	

CORE FISHING

FURY

SS | TILLER

The no-nonsense Fury is a favorite for its compact fishing functionality, available in tiller and side-console models. A roomy cockpit means ease of mobility and fishing, and the SportTrak™ channel lets you mount accessories and use Lund's signature travel cover system.



VIDEO
WALK-THROUGH

Image shown: 1600 Fury SS in Arctic White with standard graphics





1600 SS

16' 2" Length	40 Max HP
73.5" Beam	7' 6" Max Rod Storage
1,200 lbs. 5 people Max Capacity	Optional Fuel
2 Seats	20" Transom Height
Bow 35"/11 gal Livewell	



1600 TILLER

16' 2" Length	40 Max HP
73.5" Beam	7' 6" Max Rod Storage
1,200 lbs. 5 people Max Capacity	Optional Fuel
2 Seats	20" Transom Height
Bow 35"/11 gal Livewell	



1400 SS

14' 9" Length	30 Max HP
69.5" Beam	7' Max Rod Storage
1,080 lbs. 4 people Max Capacity	Optional Fuel
2 Seats	20" Transom Height
Bow 35"/11 gal Livewell	



1400 TILLER

14' 9" Length	30 Max HP
69.5" Beam	7' Max Rod Storage
1,080 lbs. 4 people Max Capacity	Optional Fuel
2 Seats	20" Transom Height
Bow 35"/11 gal Livewell	

Image shown: 1400 Fury Tiller in Cobalt Blue with standard graphics



1



2



3

1. Command console with optional windscreen
2. Bow storage compartments
3. Aerated bow deck livewell



BASS & CRAPPIE

PRO-V BASS XS

2075 | 1875

For the hardcore bass angler that prefers the agility of an aluminum boat, the Pro-V Bass brings it all to the table—a quick hole shot, shallow-water ability, generous rod storage and massive deck space.





2075

20' 10"
Length

96"
Beam

1,800 lbs. / 5 people
Max Capacity

2 + 1 bike
Seats

Aft 36"/28 gal
Livewell

250
Max HP

10'
Max Rod Storage

49 gal
Fuel

25"
Transom Height



1875

18' 9"
Length

96"
Beam

1,650 lbs. / 5 people
Max Capacity

2 + 1 bike
Seats

Aft 36"/28 gal
Livewell

200
Max HP

9'
Max Rod Storage

39 gal
Fuel

25"
Transom Height

Image shown: 1875 Pro-V Bass XS in Cobalt Blue with standard graphics



1. Center rod storage holds up to 15 rods
2. Aft jump seat and storage
3. Improved graph-mounting capability on command console



BASS & CRAPPIE

RENEGADE

1975 | 1875 | 1775

The Renegade is a multi-species Mod-V fishing machine with an industry-first four-seat cockpit (1875 & 1975), loads of rod and tackle storage, a massive bow deck, and a smooth, dry ride.



Image shown: 1875 Renegade in Cobalt Blue with charcoal graphics package and optional raised black logo





1975

19' 9" Length	150 Max HP
95" Beam	10' 6" Max Rod Storage
1,500 lbs. 5 people Max Capacity	32 Fuel
4 Seats	20" Transom Height
Aft 36"/28 gal Livewell	



1875

18' 9" Length	115 Max HP
95" Beam	9' 6" Max Rod Storage
1,400 lbs. 5 people Max Capacity	32 Fuel
4 Seats	20" Transom Height
Aft 36"/28 gal Livewell	



1775

17' 9" Length	90 Max HP
95" Beam	8' 1" Max Rod Storage
1,225 lbs. 4 people Max Capacity	22 Fuel
2 Seats	20" Transom Height
Aft 36"/28 gal Livewell	

Image shown: 1975 Renegade in Black with red graphics package



1. Expansive cockpit and aft deck seating (1875 & 1975)
2. Command console with multifunction gauges
3. Lockable bow deck rod storage



FISHING & SPORT

ADVENTURE

1775 | 1675

UPDATED
FOR 2024

Redesigned for 2024, the new Adventure brings everything you love about Lund® to the water—plus wood-free construction for a lifetime of durability and improved side storage for even more tackle and gear.



1. Lockable center rod storage
2. Aft jump seats (shown with optional ski pylon and aft deck sun pad)
3. Command console (Sport shown)



1



2



3



Image shown: 1775 Adventure Sport in Black with optional graphics upgrade



1775 SPORT

17' 10" Length	115 Max HP
87" Beam	7' 6" Max Rod Storage
1,400 lbs. 6 people Max Capacity	20 gal Fuel
2 Seats	20" Transom Height
Aft 37"/23 gal Livewell	



1775 SS

17' 10" Length	115 Max HP
87" Beam	7' 6" Max Rod Storage
1,400 lbs. 6 people Max Capacity	20 gal Fuel
2 Seats	20" Transom Height
Aft 37"/23 gal Livewell	



1675 SPORT

16' 10" Length	90 Max HP
87" Beam	7' 6" Max Rod Storage
1,350 lbs. 6 people Max Capacity	20 gal Fuel
2 Seats	20" Transom Height
Aft 37"/23 gal Livewell	



1675 SS

16' 10" Length	90 Max HP
87" Beam	7' 6" Max Rod Storage
1,350 lbs. 6 people Max Capacity	20 gal Fuel
2 Seats	20" Transom Height
Aft 37"/23 gal Livewell	

FISHING & SPORT

CROSSOVER XS

1875 | 1775

A boat for everyone, the Crossover gives your family generous in-floor storage for wakeboards and skis in addition to the fishing features Lund® is known for.



1875

18' 10"
Length

175
Max HP

95"
Beam

8' 6"
Max Rod Storage

**1,800 lbs.
8 people**
Max Capacity

35 gal
Fuel

3
Seats

25"
Transom Height

Aft 38"/24 gal
Livewell



1775

17' 10"
Length

150
Max HP

95"
Beam

7' 6"
Max Rod Storage

**1,750 lbs.
7 people**
Max Capacity

28 gal
Fuel

3
Seats

25"
Transom Height

Aft 38"/24 gal
Livewell

Image shown: 1875 Crossover XS in Black / Arctic White with blue graphics package and optional raised black logo



1. Lockable center rod storage
2. 24-gal., 38" aerated aft livewell
3. Optional full-width aft sun pad

FISHING & SPORT

IMPACT XS SS

1875 | 1775

The Impact is one of our most popular boats for a reason—it has the versatility to fish, play, and make every day a perfect memory. The SS version features a side console along with jump seats, lockable rod storage, and our legendary Deep-V hull to keep the ride smooth and dry.



VIDEO
WALK-THROUGH



1875

18' 11"
Length

150
Max HP

96"
Beam

8' 6"
Max Rod Storage

1,800 lbs.
7 people
Max Capacity

36 gal
Fuel

3
Seats

25"
Transom Height

Bow 27"/11 gal
Aft 38"/24 gal
Livewell



1775

17' 11"
Length

125
Max HP

96"
Beam

8'
Max Rod Storage

1,700 lbs.
6 people
Max Capacity

30 gal
Fuel

3
Seats

25"
Transom Height

Bow 27"/11 gal
Aft 38"/24 gal
Livewell

Image shown: 1875 Impact XS SS in Cobalt Blue / Silver Stone with premium graphics and raised black logo



1



2



3

1. Easy-to-drive side-console steering with room for electronics
2. Aft jump seats for added capacity and comfort
3. Lockable center rod storage with tube organizers



BUILD YOUR IMPACT XS SS ON LUNDBOATS.COM

FISHING & SPORT

IMPACT XS SPORT

2025 | 1875 | 1775

A full-width windshield, dual jump seats, ski pylon, and more fishing features than you can shake a walleye rod at make the Impact XS a family fishing and fun favorite.

Image shown: 1875 Impact XS Sport in Arctic White / Silver Stone with premium graphics and raised chrome logo





2025

20' 2" Length	200 Max HP
96" Beam	8' 6" Max Rod Storage
2,000 lbs. 8 people Max Capacity	46 gal Fuel
4 Seats	25" Transom Height
Bow 27"/11 gal Aft 38"/24 gal Livewell	



1875

18' 11" Length	150 Max HP
96" Beam	8' 6" Max Rod Storage
1,800 lbs. 7 people Max Capacity	36 gal Fuel
3 Seats	25" Transom Height
Bow 27"/11 gal Aft 38"/24 gal Livewell	



1775

17' 11" Length	125 Max HP
96" Beam	8' Max Rod Storage
1,700 lbs. 6 people Max Capacity	30 gal Fuel
3 Seats	25" Transom Height
Bow 27"/11 gal Aft 38"/24 gal Livewell	

Image shown: 2025 Impact XS in Blackout with optional raised black logo



1. Command console
2. Lockable center rod storage with tube organizers
3. Aft deck jump seats, sun pad (optional), and ski pylon (optional)



UTILITY & HUNTING

ALASKAN

SPORT | SS | TILLER

New for 2024, the Alaskan features wood-free construction, updated consoles and livewells, improved rod storage, and increased horsepower capacity.



Image shown: 1875 Alaskan Tiller in Heritage Red with standard graphics



2075 SPORT

20' 10" Length	150 Max HP
94" Beam	8' 6" Max Rod Storage
2,400 lbs. 7 people Max Capacity	29 gal Fuel
3 Seats	25" Transom Height
Bow 40"/18 gal Livewell	



2075 SS

20' 10" Length	150 Max HP
94" Beam	8' 6" Max Rod Storage
2,400 lbs. 7 people Max Capacity	29 gal Fuel
3 Seats	25" Transom Height
Bow 40"/18 gal Livewell	



2075 TILLER

20' 10" Length	150 Max HP
94" Beam	8' 6" Max Rod Storage
2,300 lbs. 7 people Max Capacity	29 gal Fuel
3 Seats	25" Transom Height
Bow 40"/18 gal Livewell	



1875 SPORT

18' 10" Length	115 Max HP
90" Beam	9' Max Rod Storage
1,700 lbs. 7 people Max Capacity	20 gal Fuel
2 Seats	20" Transom Height
Aft 38"/15 gal Livewell	



1. Command console (SS shown)
2. Bow deck with optional multi-base (2075 only; shown in Fall Marsh)
3. Aft deck livewell (1675 & 1875 only)




Image shown: 2075 Alaskan Sport in Arctic White with standard graphics



1875 SS

18' 10" Length	115 Max HP
90" Beam	9' Max Rod Storage
1,700 lbs. 7 people Max Capacity	20 gal Fuel
2 Seats	20" Transom Height
Aft 38"/15 gal Livewell	

1875 TILLER

18' 10" Length	90 Max HP
90" Beam	9' Max Rod Storage
1,700 lbs. 7 people Max Capacity	20 gal Fuel
2 Seats	20" Transom Height
Aft 38"/15 gal Livewell	

1675 SS

16' 10" Length	90 Max HP
90" Beam	7' Max Rod Storage
1,450 lbs. 6 people Max Capacity	20 gal Fuel
2 Seats	20" Transom Height
Aft 38"/15 gal Livewell	

1675 TILLER

16' 10" Length	75 Max HP
90" Beam	7' Max Rod Storage
1,450 lbs. 6 people Max Capacity	20 gal Fuel
2 Seats	20" Transom Height
Aft 38"/15 gal Livewell	

UTILITY & HUNTING

PREDATOR

SS | CC | TILLER

All-welded and ready for anything, the durable and versatile Predator Side and Center Console boats are ready to fish, hunt and work as hard as you do.



VIDEO
WALK-THROUGH



Image shown: 1870 Predator SS in Metallic Blue with standard graphics



2070 SS

20' Length	150 Max HP
96" Beam	9' 6" Max Rod Storage
1,762 lbs. 7 people Max Capacity	20 gal Fuel
3 Seats	20" Transom Height

Bow 43"/23 gal
Livewell



2070 CC

20' Length	150 Max HP
96" Beam	9' 6" Max Rod Storage
1,762 lbs. 7 people Max Capacity	20 gal Fuel
2 Seats	20" Transom Height

Bow 43"/23 gal
Livewell



1870 SS

18' Length	90 Max HP
96" Beam	8' 6" Max Rod Storage
1,478 lbs. 7 people Max Capacity	20 gal Fuel
3 Seats	20" Transom Height

Bow 43"/23 gal
Livewell



1870 CC

18' Length	90 Max HP
96" Beam	8' 6" Max Rod Storage
1,478 lbs. 7 people Max Capacity	20 gal Fuel
2 Seats	20" Transom Height

Bow 43"/23 gal
Livewell



1. Command console with optional side mounted rod holder (CC shown)



2. Command console (SS shown)



3. Bow features 23-gallon livewell



Image shown: 2070 Predator CC in Bright White with standard graphics



1870 TILLER

18' Length	75 Max HP
96" Beam	9' 6" Max Rod Storage
1,574 lbs. 6 people Max Capacity	Optional Fuel
2 Seats	20" Transom Height
Bow 43"/23 gal Livewell	



1760 SS

17' Length	75 Max HP
85" Beam	7' 6" Max Rod Storage
1,228 lbs. 5 people Max Capacity	20 gal Fuel
3 Seats	20" Transom Height
Bow 31"/18 gal Livewell	



1760 TILLER

17' Length	60 Max HP
85" Beam	8' 6" Max Rod Storage
1,209 lbs. 5 people Max Capacity	Optional Fuel
2 Seats	20" Transom Height
Bow 31"/18 gal Livewell	



1660 TILLER

16' Length	50 Max HP
85" Beam	7' 6" Max Rod Storage
1,009 lbs. 4 people Max Capacity	Optional Fuel
2 Seats	20" Transom Height
Bow 31"/18 gal Livewell	

UTILITY & HUNTING

WC

16 | 14 | 12

With a no-frills functionality, these smaller, easy-to-own Deep-V fishing boats are a popular choice for camping, hunting and fishing.



16

16' 2"
Length

25
Max HP

72"
Beam

15" / 20"
Transom Height

1,150 lbs. / 5 people
Max Capacity

3 cross
2 modified split
Seats



14

14' 6"
Length

25
Max HP

69"
Beam

15" / 20"
Transom Height

1,000 lbs. / 4 people
Max Capacity

2 cross
2 modified split
Seats



12

12' 1"
Length

15
Max HP

61"
Beam

15"
Transom Height

700 lbs. / 3 people
Max Capacity

2 cross
2 modified split
Seats

Image shown: WC-14 in Heritage Red with standard graphics



1



2



3

1. Simple but refined tiller control area
2. Heavy-duty aluminum motor plate
3. Oarlocks and durable gunnels can take a pounding



UTILITY & HUNTING

SSV

18 | 16

Ideal for remote fish camps and general utility work, the SSV is great for transporting people and gear and for walleye, musky and bass fishing.



18

18' 4"
Length

60
Max HP

76"
Beam

20"
Transom Height

1,500 lbs. /7 people
Max Capacity

2 cross
2 modified split
Seats



16

16' 2"
Length

40
Max HP

72"
Beam

15" / 20"
Transom Height

1,100 lbs. (15")/5 people
1,200 lbs. (20")/6 people
Max Capacity

2 cross
2 modified split
Seats

Image shown: SSV-16 in Heritage Red with standard graphics



1. Optional SS console allows for enhanced steering wheel control
2. Optional raised bow storage packs it all in (16 and 18 only)
3. Optional drop-in floor creates more casting room



UTILITY & HUNTING


JON

10 TO 18 FEET

The classic flat-bottomed riveted Jon boat is perhaps the most widely used boat worldwide, and Lund® takes pride in building jon boats that last.



Image shown: 1648M Jon in Dead Grass Green



1852MT

17' 9"
Length


65
Max HP

75"
Beam

20"
Transom Height

1,443 lbs.
4 people
Max Capacity

4 cross
Seats



1648M

15' 8.5"
Length

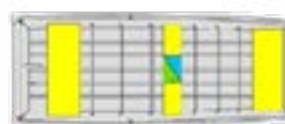
30
Max HP

70"
Beam

15" / 20"
Transom Height

1,000 lbs.
3 people
Max Capacity

3 cross
Seats



1648

15' 8.5"
Length

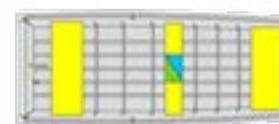
30
Max HP

70"
Beam

15" / 20"
Transom Height

1,000 lbs.
3 people
Max Capacity

3 cross
Seats



1448M

13' 8"
Length

25
Max HP

70"
Beam

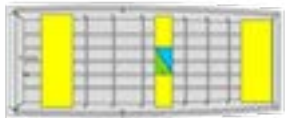
15" / 20"
Transom Height

825 lbs.
4 people
Max Capacity

3 cross
Seats



Image shown: 1040 Jon in Dead Grass Green




1448

13' 8" Length	25 Max HP
70" Beam	15" / 20" Transom Height
825 lbs. 4 people Max Capacity	3 cross Seats




1440M

13' 8" Length	20 Max HP
59" Beam	15" Transom Height
780 lbs. 3 people Max Capacity	3 cross Seats



1240

11' 9" Length	10 Max HP
56" Beam	15" Transom Height
535 lbs. 2 people Max Capacity	3 cross Seats



1040

10' Length	5 Max HP
56" Beam	15" Transom Height
419 lbs. 2 people Max Capacity	3 cross Seats

SPORTTRAK™

ALL YOUR NEEDS AT HAND.

SPORTTRAK OPTIONS LET YOU MOUNT GEAR ANYWHERE ON THE PERIMETER.

Our exclusive SportTrak™ lets you mount a wide variety of accessories along the perimeter of your Lund®, from rod holders and downrigger brackets to drink and tool holders. Gear locks into place for worry-free trolling and easy relocation along the gunnel. Available on most Lund models.



1. Straight downrigger bracket
2. Angled downrigger bracket (available on most aluminum models)
3. Qwik-Clip angled bracket rod holder with optional extension
4. Qwik-Clip straight bracket rod holder with optional extension
5. Qwik-Clip drink holder
6. Qwik-Clip tool and lure holder
7. Qwik-Clip fender and drift sock or bumper holder attachment bracket with strap

TRAILERS

ON THE ROAD OR IN THE GARAGE, LUND TRAILERS KEEP YOUR BOAT SAFE AND SECURE.

Lund® offers a variety of durable, sharp-looking trailers to perfectly fit your boat and protect your investment as you journey to and from the water. Options include painted or galvanized, single- or tandem-axle, roller or bunk, and various finish options. Availability varies by model.



1. Custom galvanized bunk trailer
2. Custom roller trailer
3. Standard roller trailer (shown with optional spare tire and load guides)
4. Custom tandem axle bunk trailer
5. Standard bunk trailer (shown with optional spare tire and load guides)
6. Optional bow trailer step (Available in Lund Guard and Galvanized)

COLOR OPTIONS

CUSTOMIZE YOUR COLOR—ONLY WITH LUND

Lund® is the only major aluminum boat company to let you customize your exterior color—with hundreds of possible combinations, you can combine colors to make your boat truly yours. Visit lundboats.com and use the Build Your Boat page to visualize your color selection before you buy.

ALUMINUM EXTERIOR COLORS



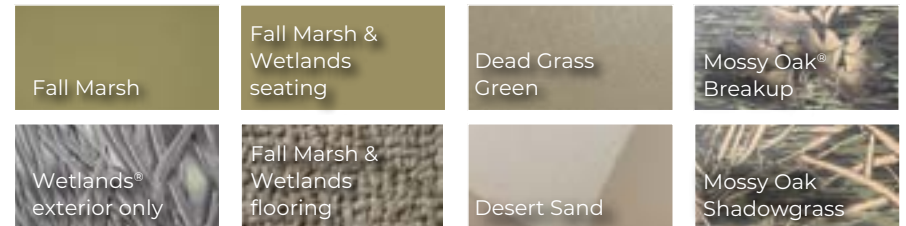
FIBERGLASS EXTERIOR COLOR COMBINATIONS



INTERIOR COLORS



SPORTSMAN COLORS



✓	Standard Color
●	Optional Color
—	Not Available

	PRO-V	TYEE®	PRO-V BASS XS	PRO-V MUSKY XS	BARON®	CROSSOVER XS	FISHERMAN	IMPACT XS	PRO GUIDE	RENEGADE	ADVENTURE	REBEL XL	ANGLER	FURY	ALASKAN	SSV	WC	JON	PREDATOR
FREEBOARD COLORS																			
Arctic White	✓	✓	✓	✓	✓	✓	✓	✓	✓	✓	✓	✓	✓	✓	✓	●	●	—	—
Cobalt Blue	✓	✓	✓	✓	✓	✓	✓	✓	✓	✓	✓	✓	✓	✓	✓	●	●	—	—
Gunmetal Metallic	✓	✓	✓	✓	✓	✓	✓	✓	✓	✓	✓	✓	✓	✓	✓	—	—	—	—
Heritage Red	✓	✓	✓	✓	✓	✓	✓	✓	✓	✓	✓	✓	✓	✓	✓	✓	✓	—	—
Black	✓	✓	✓	✓	✓	✓	✓	✓	✓	✓	✓	✓	✓	✓	✓	✓	✓	—	—
Lund Fall Marsh	—	—	—	—	—	—	—	—	—	—	—	—	—	—	●	●	●	—	—
Dead Grass Green	—	—	—	—	—	—	—	—	—	—	—	—	—	—	—	—	—	✓	✓
Mossy Oak® Breakup	—	—	—	—	—	—	—	—	—	—	—	—	—	—	—	—	—	—	●
Mossy Oak Shadow Grass	—	—	—	—	—	—	—	—	—	—	—	—	—	—	—	—	—	—	●
Bright White	—	—	—	—	—	—	—	—	—	—	—	—	—	—	—	—	—	—	●
Metallic Blue	—	—	—	—	—	—	—	—	—	—	—	—	—	—	—	—	—	—	●
BOTTOM COLORS																			
Silver Stone	✓	✓	—	—	✓	—	✓	✓	✓	—	—	—	—	—	—	—	—	—	—
Gunmetal	—	—	—	—	—	✓	—	—	—	—	—	—	—	—	—	—	—	—	—
Aluminum Hull	—	—	—	—	—	—	—	—	—	—	—	—	—	✓	✓	✓	✓	—	—
Arctic White	—	—	—	—	—	✓	—	—	—	—	—	—	—	—	—	—	—	—	—
Heritage Red	—	—	—	—	—	—	—	—	—	—	—	—	—	—	—	—	—	—	—
Black	✓	✓	—	—	✓	✓	✓	✓	✓	—	—	—	—	—	—	—	—	—	—
INTERIOR COLORS																			
Midnight Star	✓	✓	✓	✓	✓	✓	✓	✓	✓	✓	✓	✓	✓	—	—	—	—	—	—
Grey Fleck	—	—	—	—	—	—	—	—	—	—	●	—	—	✓	✓	✓	✓	—	—
DECAL PACKAGES																			
Lund Wetlands®	—	—	—	—	—	—	—	—	—	—	—	—	—	—	●	—	—	—	—



LUND LIFETIME LIMITED WARRANTY

LUND'S TRANSFERABLE* WARRANTY IS ONE OF THE BEST IN THE INDUSTRY

- Three-year bow-to-stern coverage. Check.
- A lifetime limited warranty on double-riveted seams, transom and flooring. You got it.
- Handling of claims with speed, ease and our full support. Always.



GUSSY & LUND FOR THE WIN

2023 BASSMASTER CLASSIC

Lund® and Mercury® Pro Jeff “Gussy” Gustafson accomplished historic firsts as the new king of the Tennessee River winning his first Bassmaster Classic title in March of 2023. Onboard his Lund 2075 Pro-V Bass boat powered by a Mercury 250 Pro XS, Gustafson went wire-to-wire becoming the first Canadian pro and Lund-sponsored angler to win the coveted Bassmaster Classic trophy.

[READ MORE](#)



LUND APPAREL & GEAR

You wouldn't be caught in any boat but a Lund® while fishing your favorite waters. Now you can further look the part of a hardcore angler, thanks to Lund's extensive line of apparel.

[GET YOUR GEAR](#)

TAKING BACK *Discovery*

Veer™ is the boat brand that expands adventure on the water and makes outdoor discovery attainable for all. We make embracing the outdoors easy and spontaneous—and offer electric propulsion options to help protect the places you love. Hit the water how you choose—no maps, no rules, no limits.



VEER™
BY LUND

Veer by Lund® takes the legendary brand in a whole new direction, inviting new boaters out onto the water with a fun, safe, and affordable option for endless exploration.

DISCOVER VEER



LUND®
THE ULTIMATE FISHING EXPERIENCE

LUND® BOAT COMPANY
lundboats.com



©2023 Lund Boat Company. All rights reserved. Specifications subject to change without notice. Boats may show factory and/or dealer installed options. Please see dealer for details.