

**LUND**<sup>®</sup>  
THE ULTIMATE FISHING EXPERIENCE



**2021 CATALOG**

**ALUMINUM AND FIBERGLASS BOATS**



# BUILT BY FISHERMEN FOR FISHERMEN



From 1948 to today, Lund's tradition of building innovative and top-quality boats continues. Built by fishermen for fishermen, our boats are created for whatever your adventures may be. Explore the entire Lund fleet and build your new boat at [lundboats.com](http://lundboats.com).

**LUND**  
THE ULTIMATE FISHING EXPERIENCE



**24** PRO-V MUSKY  
NEW FOR 2021



**36** ANGLER  
NEW LAYOUTS FOR 2021



**42** PRO-V BASS  
REDESIGNED FOR 2021



**48** CROSSOVER XS  
REDESIGNED FOR 2021

## EXPLORE THE LINEUP

Lund® offers boats of legendary quality for angling, recreation, and work on the water. Whether you troll the Great Lakes for walleye, cast for bass in the reservoirs of the south, or just relax with the family on your local lake, there's a Lund to exceed your expectations.

### THE LUND DIFFERENCE

**04** F.I.S.H.

### CORE FISHING

- 12** Baron®
- 14** Tyee®
- 16** Tyee® Limited
- 17** Tyee® Magnum
- 18** Tyee® GL
- 20** Pro-V Limited
- 22** Pro-V
- 24** Pro-V Musky/Musky XS
- 26** Pro-V GL
- 28** Pro Guide
- 30** Sport Angler
- 32** Impact
- 34** Rebel XL
- 36** Angler
- 38** Fury

### BASS & CRAPPIE

- 42** Pro-V Bass
- 44** Renegade

### FISH & SPORT

- 48** Crossover XS
- 50** Impact XS
- 52** Adventure

### UTILITY & HUNTING

- 56** Predator
- 59** Outfitter
- 60** Alaskan
- 62** SSV
- 63** WC
- 64** A
- 65** Jon

### EXTRAS

- 66** Trailers
- 67** Tops & Covers
- 68** SportTrak®
- 69** Seating

### OPTIONS

- 70** Aluminum Options
- 71** Fiberglass Options
- 72** Colors
- 74** Comparison Chart

### MORE DETAILS

- 76** Engines
- 77** Apparel & Gear
- 78** Ultimate Fishing Camp
- 79** Warranty





# THE LUND DIFFERENCE

F.I.S.H. stands for the four premium attributes found on all Lund® boats. From the attention to detail of our **Fit and Finish** to the precise performance of the **IPS Hull**, to optimized **Storage** for tackle and gear and maximized **High Resale** value, every Lund packs in the features that have kept anglers and families coming back for more than seven decades.

## F

### **FIT AND FINISH**

Meticulous craftsmanship from design to production yields the highest quality boat.

## I

### **IPS HULL**

Integrated Power Strake (IPS®) hulls plane fast, run dry and smooth, and maintain superior stability.

## S

### **STORAGE**

Optimized, protected storage in all available space lets you pack everything you need.

## H

### **HIGH RESALE**

One of the highest resale values in fishing boats with Lund's Lifetime Limited Warranty.

[LEARN MORE AT LUNDBOATS.COM/THE-LUND-DIFFERENCE](https://lundboats.com/the-lund-difference)





## FIT AND FINISH

The difference is in the details—careful design and purpose-driven layout provide a great-looking, highly functional boat. Find out more about these finely-crafted boats at [www.lundboats.com/the-lund-difference](http://www.lundboats.com/the-lund-difference).



Getting ready to order my 1675 Impact XS, can't wait. Fishing in style from here on out!

– Neil D., Maine



### CRAFTSMANSHIP

Lund® boats are built by hand with the attention to detail that only seven decades of experience can impart. They have been built in the New York Mills, MN facility, named one of Minnesota's Top Workplaces for the second consecutive year, by generations of boat-building families for seven decades, and the quality can be seen in every boat that leaves the plant.



### LAYOUT

Lund boats are designed to perform—with ease of interior mobility and strategic storage built into each model. From fishing-feature accessibility to family-friendly floor plans, these boats shine in any on-the-water situation.



### PREMIUM MATERIALS

Hand-selected raw materials provide a lifetime of great looks and durability. Marine-grade 5052 aluminum is the same that is used in military and commercial aircraft construction. Premium vinyl upholstery is formulated to last through years of splashes and sun. And automotive-grade paint finishes provide excellent durability plus long-lasting great looks.



I've had two now, and they outperform any other boat my buddies have.

– Pete T., Toronto, Canada

## IPS HULL

Our hulls are defined by optimal performance, tradition, quality craftsmanship and meticulous standards. Lund's exclusive Integrated Power Strake (IPS®) hulls plane fast, run dry and smooth, keep you comfortable, and maintain superior stability. Read more about these groundbreaking hull designs at [www.lundboats.com/the-lund-difference](http://www.lundboats.com/the-lund-difference).



### REVERSE CHINES

With unmatched cornering ability and control, reverse chines improve stability when moving from side to side in the boat and provide a sense of security when traversing rough water.



### FLAT PAD

The flat center pad at the stern delivers non-turbulent water to the motor for peak performance. It also reduces bow lift, resulting in quicker holeshot.



### CENTER KEEL

Lund's pronounced center keel keeps your boat tracking true and helps it react instantly, giving you the ability to maneuver with precision.





# S

## STORAGE

Generous storage throughout every Lund® maximizes space for your specific on-the-water activity. Extended rod storage, massive livewells, and weather-resistant spaces for food, drink, PFDs and clothes help organize your day on the water for memorable outings every time. Explore the massive storage capacities of Lund boats at [www.lundboats.com/the-lund-difference](http://www.lundboats.com/the-lund-difference).



### UNDER-CONSOLE STORAGE

Convenient storage under the driver and passenger consoles let you stow personal items and additional fishing gear in an easily-accessible area.

### OPTIMAL USE OF SPACE

Lund uses every possible cubic inch of under-deck space to maximize tackle and gear storage.

### LIVEWELLS

Multiple fish-protecting livewells on select models for ease of access and separating species.

### ROD STORAGE

Secure storage for multiple baitcast and spinning combos keeps you organized and ready to target any species.

### SPORTTRAK™

Mount and relocate rod holders, cup holders and even downrigger brackets anywhere along the side of your boat.



“ Lots of storage and comfort throughout the boat will make this the most enjoyable fishing season ever! Great design guys and gals. You must be proud...I know I am.

– Shawn C., Alberta, Canada



# H

## HIGH VALUE

The ultimate proof of quality is the perennially high resale value of Lund boats. Often, used prices are quite close to new—if you can even find a used Lund. This is due to the confidence boaters have in the proven durability of the legendary Lund brand. Many Lund owners never re-sell their boats—choosing instead to pass them down to future generations. See why our boats retain their value so well at [www.lundboats.com/the-lund-difference](http://www.lundboats.com/the-lund-difference).

### WARRANTY

Warranties include lifetime warranty on transoms, double-riveted seams, flooring and related materials and labor, 3-year 100% bow-to-stern parts and labor coverage (ask your dealer for details), and transferable 10-year pro-rated warranty for second owner. See page 79 for more warranty information.

“ The best part about a Lund is the name at resale time. You would not go wrong with a Lund.

– John O., Minnesota





# CORE FISHING

## LEGENDARY FISHING FOR MORE THAN SEVEN DECADES

Since Howard Lund built his first boat in 1948, the name Lund® has been synonymous with rugged durability and superior fishability. From the classic 16' Angler to the formidable 23' Baron, there's a Lund for any type of fishing on any water, whether you fish the sleepy sloughs of the south or the majestic depths of the Great Lakes.

BARON®	PRO-V LIMITED	SPORT ANGLER
TYEE®	PRO-V	IMPACT
TYEE® LIMITED	PRO-V MUSKY	REBEL XL
TYEE® MAGNUM	PRO-V GL	ANGLER
TYEE® GL	PRO GUIDE	FURY

BUILD YOUR BOAT AT [LUNDBOATS.COM](http://LUNDBOATS.COM)



2075 Pro-V Musky



“FOR OUR BIG WATER  
HERE, THERE ISN'T A  
BETTER  
BUILT BOAT.”

– John D., Green Bay, WI

**OUR FLAGSHIP** fishing boat has more of everything—more storage, more fishing features, more power, more seating—which translates to more fish in the boat and more family fun on the water.



VIDEO WALK-THROUGH


2275 Baron in Heritage Red / Silverstone with standard graphics with (optional) raised silver/chrome Lund logo



	Length	Beam	Maximum HP	Maximum Capacity	Transom Height	Fuel	Livewell Systems	Maximum Rod Storage	Seats
BARON® 2275	22' 9"	102"	400	2,950 lbs. 12 people	25"	70 gal	Bow 25"/9 gal Aft 38"/24 gal	10'	4



2275



1



2



3



4



5

1. In-floor rod storage for 10 rods: (5) 9', (5) 8' 6"
2. Flip top hider provides easy access to top when not in use
3. Aft platform provides comfortable flip-up seating
4. Walk-way storage offers convenient and easy access for smaller items.
5. Helm offers convenient storage and ease of use



**FAMILY FAVORITES** that combine ample storage, lots of seating, and loads of fishing features in roomy, comfortable boats for those that love fishing and fun.



2075 Tyee in Black / Beige with standard graphics

- 1. In-floor lockable rod storage holds 10 rods: (4) 8', (6) 7' 6"
- 2. Aft 38"/24 gal livewell big enough for all your limits
- 3. Optional port rod storage holds additional rods
- 4. Aft flip seats also include under seat storage for additional room for gear
- 5. Optional suspension seat
- 6. Bow storage



VIDEO WALK-THROUGH

IPS <sup>®</sup>	Length	Beam	Maximum HP	Maximum Capacity	Transom Height	Fuel	Livewell Systems	Maximum Rod Storage	Seats
TYEE <sup>®</sup> 2075	20' 8"	99.5"	250	2,350 lbs. 9 people	25"	50 gal	Bow 25"/9 gal Aft 38"/24 gal	9'	4
TYEE 1975	19' 10"	98"	225	2,150 lbs. 9 people	25"	40 gal	Bow 25"/9 gal Aft 38"/24 gal	9'	3
TYEE 1875	18' 10"	98"	200	1,950 lbs. 8 people	25"	40 gal	Bow 25"/9 gal Aft 38"/24 ga	8'	3



2075



1975



1875

“ The Tyee offers my family the perfect blend of fuction and luxury. I can fish in the morning, do water sports in the afternoon with the kids and then kick back for a nice evening cruise with friends.”

– Mitch K., Fargo, ND



1975 Tyee in Heritage Red / Black with premium graphics



1875 Tyee in Cobalt Blue / Silverstone with premium graphics



TYEE LIMITED

2075 / 1975 / 1875

EXCLUSIVE features include graphics packages, custom black consoles, clearcoat paint, limited interior accents, limited trailer and more.



1975 Tyee Limited in Black freeboards / Gunmetal bottom with complete clearcoat



2075



1975



1875



1



2



3



4



5

- 1. The Limited helm offers upgraded amenities
- 2. Aft deck offers comfortable flip seating, cup/tool holder livewell and top storage underneath
- 3. Port console provides ample lockable storage
- 4. Optional adjustable suspension seat
- 5. Optional Limited bow cushions create and enhanced seating/ lounging area

IPS <sup>2</sup>	Length	Beam	Maximum HP	Maximum Capacity	Transom Height	Fuel	Livewell Systems	Maximum Rod Storage	Seats
TYEE <sup>®</sup> LIMITED 2075	20' 8"	99.5"	250	2,350 lbs. 9 people	25"	50 gal	Bow 25"/9 gal Aft 38"/24 gal	9'	4
TYEE LIMITED 1975	19' 10"	98"	225	2,150 lbs. 9 people	25"	40 gal	Bow 25"/9 gal Aft 38"/24 gal	9'	4
TYEE LIMITED 1875	18' 10"	98"	200	1,950 lbs. 8 people	25"	40 gal	Bow 25"/9 gal Aft 38"/24 ga	8'	4

\* Boats may show factory and/or dealer installed options. Please see dealer for details.

TYEE MAGNUM

2075



Lockable port cockpit side rod storage w/ organizer tubes



Port console with storage and cup holders with integrated grab handle



Lockable cockpit floor rod storage w/organizer tubes



Optional Mercury<sup>®</sup> 9.9 HP or 15 HP FourStroke kicker outboard



Command Console with optional Vessel View

IPS <sup>2</sup>	Length	Beam	Maximum HP	Maximum Capacity	Transom Height	Fuel	Livewell Systems	Maximum Rod Storage	Seats
TYEE <sup>®</sup> MAGNUM 2075	20' 8"	99.5"	250	2,350 lbs. 9 people	25"	49 gal	Aft 38"/24 gal	10' 6"	4



A BIG FISHING BOAT for big water, the Tyee<sup>®</sup> Magnum provides big water safety and cockpit space for all your guests.



2075 Tyee Magnum in Heritage Red/Black with standard graphics

\* Boats may show factory and/or dealer installed options. Please see dealer for details.



TYEE GL

208

**PREMIUM FISHING** and family-pleasing machines, the fiberglass Tyee GL series balances professional angling features with recreational amenities to satisfy the whole crew.

FIBERGLASS



208 Tyee GL in Black / Silver / Gunmetal

IPS <sup>®</sup>	Length	Beam	Maximum HP	Maximum Capacity	Transom Height	Fuel	Livewell Systems	Maximum Rod Storage	Seats
TYEE <sup>®</sup> GL 208	20' 8"	96"	300	2,300 lbs. 9 people	25"	55 gal	Bow 21"/9 gal Aft 31"/16 gal	8'	4



208 TYEE GL



1



2



3



4



5

- 1. 16-gallon, 31" aft livewell/baitwell keeps your trophies fresh
- 2. Ergonomic helm provides comfort for hours
- 3. Standard flip-up seats and optional ski pylon
- 4. Lockable in-floor storage holds longer rods and watersports accessories
- 5. Bow casting platform opens to reveal massive storage compartments

TYEE GL


189

FIBERGLASS



189 Tyee GL in Burgundy / Gunmetal / Gunmetal

IPS <sup>®</sup>	Length	Beam	Maximum HP	Maximum Capacity	Transom Height	Fuel	Livewell Systems	Maximum Rod Storage	Seats
TYEE <sup>®</sup> GL 189	18' 9"	102"	200	1,900 lbs. 8 people	25"	41 gal	Bow 21"/9 gal Aft 31"/16 gal	7'	3



189 TYEE GL



1



2



3



4



5

- 1. Bow cushion option for added comfort
- 2. 16-gallon, 31" aft livewell/baitwell keeps your trophies fresh
- 3. Aft jump seats and optional ski pylon
- 4. Optional sport top
- 5. Center rod storage



# PRO-V LIMITED

2175 / 2075



**ENHANCED** versions of the classic Pro-V with a limited graphics package, custom black console and window frames, Pro-Ride seats, and much more.



2075 Pro-V Limited in White freeboards / Gunmetal bottom with complete clearcoat

IPS <sup>2</sup>	Length	Beam	Maximum HP	Maximum Capacity	Transom Height	Fuel	Livewell Systems	Maximum Rod Storage	Seats
<b>PRO-V LIMITED 2175</b>	21' 10"	102"	400	2,200 lbs. 7 people	25"	65 gal	Bow 27"/12 gal Aft 51"/25 gal	10'	4

<b>PRO-V LIMITED 2075</b>	20' 10"	102"	300	2,100 lbs. 7 people	25"	62 gal	Bow 27"/12 gal Aft 51"/25 gal	9'	4
---------------------------	---------	------	-----	------------------------	-----	--------	----------------------------------	----	---



- 1. Custom Limited steering wheel
- 2. Standard lighted Lund trailer
- 3. Limited Pro Ride seats with Air Ride
- 4. Optional aft flip seats
- 4. Bow deck center rod storage compartment

# PRO-V LIMITED

1975 / 1875



1975 Pro-V Limited in Black freeboards/Gunmetal bottom with complete clearcoat

IPS <sup>2</sup>	Length	Beam	Maximum HP	Maximum Capacity	Transom Height	Fuel	Livewell Systems	Maximum Rod Storage	Seats
<b>PRO-V LIMITED 1975</b>	19' 10"	100"	225	2,000 lbs. 6 people	25"	51 gal	Bow 27"/11 gal Aft 42"/22 gal	8'	4

<b>PRO-V LIMITED 1875</b>	18' 10"	97"	200	1,800 lbs. 6 people	25"	43 gal	Bow 27"/11 gal Aft 42"/22 gal	8'	4
---------------------------	---------	-----	-----	------------------------	-----	--------	----------------------------------	----	---



- 1. Standard Rockford Fosgate stereo
- 2. Optional bow baitwell
- 3. Limited port console with locking glovebox
- 4. Standard Pro-V Limited marine mat
- 5. Custom Limited steering wheel



THE STANDARD for multi-species fishermen across the continent, the Pro-V family offers pro-level angling features throughout and premium big-water performance to match.

VIDEO WALK-THROUGH



2175 Pro-V in Heritage Red / Silverstone premium graphics with silver / chrome Lund logo




2175



2075

IPS <sup>e</sup>	Length	Beam	Maximum HP	Maximum Capacity	Transom Height	Fuel	Livewell Systems	Maximum Rod Storage	Seats
PRO-V 2175	21' 10"	102"	400	2,200 lbs. 7 people	25"	65 gal	Bow 27"/12 gal Aft 51"/25 gal	10'	4
PRO-V 2075	20' 10"	102"	300	2,100 lbs. 7 people	25"	62 gal	Bow 27"/12 gal Aft 51"/25 gal	9'	4



- 1. Port console storage (tackle trays not included)
- 2. Command console with storage tray
- 3. In-deck rod storage with room for 15 rods: (5) 9', (5) 8' 6", (5) 8'
- 4. Optional aft deck extension with storage (tackle trays not included)



1875 Pro-V in Arctic White / Silverstone with standard graphics

IPS <sup>e</sup>	Length	Beam	Maximum HP	Maximum Capacity	Transom Height	Fuel	Livewell Systems	Maximum Rod Storage	Seats
PRO-V 1975	19' 10"	100"	225	2,000 lbs. 6 people	25"	51 gal	Bow 27"/11 gal Aft 42"/22 gal	8'	4
PRO-V 1875	18' 10"	97"	200	1,800 lbs. 6 people	25"	43 gal	Bow 27"/11 gal Aft 42"/22 gal	8'	3



1975



1875



1



2



3



4



5

- 1. Optional split jump seats provide convenient comfort
- 2. Command console with optional SmartCraft® gauges
- 3. Storage with Advanced Water Control keeps your gear drier
- 4. Under console drawer (tackle trays not included)
- 5. Optional ski pylon for watersports action



# PRO-V MUSKY


2075 / 1875




1875 Pro-V Musky in Heritage Red with optional raised black/chrome Lund logo



IPS <sup>2</sup>	Length	Beam	Maximum HP	Maximum Capacity	Transom Height	Fuel	Livewell Systems	Maximum Rod Storage	Seats
PRO-V MUSKY 2075	20' 10"	96"	250	1,800 lbs. 4 people	25"	49 gal	Aft 36"/28 gal	10'	1 bench, 1 bike
PRO-V MUSKY 1875	18' 9"	96"	200	1,650 lbs. 4 people	25"	39 gal	Aft 36"/28 gal	9'	1 bench, 1 bike



2075



1875



1



2



3



4



5

- 1. Drop in musky tackle boxes
- 2. Command console
- 3. Bow port storage with optional rod tubes
- 4. Bow starboard storage for all your gear
- 5. Center deck rod storage for 15 rods

# PRO-V MUSKY XS


2075 / 1875




1875 Pro-V Musky XS in Gunmetal with optional raised chrome Lund logo



IPS <sup>2</sup>	Length	Beam	Maximum HP	Maximum Capacity	Transom Height	Fuel	Livewell Systems	Maximum Rod Storage	Seats
PRO-V MUSKY XS 2075	20' 10"	96"	250	1,800 lbs. 5 people	25"	49 gal	Aft 36"/28 gal	10'	2 + 1 bike
PRO-V MUSKY XS 1875	18' 9"	96"	200	1,650 lbs. 5 people	25"	39 gal	Aft 36"/28 gal	9'	2 + 1 bike



2075 XS



1875 XS



1



2



3



4



5

- 1. Port-side rod straps
- 2. Aft jump seats with storage
- 3. Fish ruler
- 4. Spacious cockpit allows for multiple guests
- 5. Musky tackle box storage



# PRO-V GL

219 / 202 / 189

FIBERGLASS

**THE LEADER** in fiberglass walleye boats, Lund®'s Pro-V GL series features center rod lockers, dual livewells, and the power and stability to tackle any fish in any water.



219 Pro-V GL in Blue/Silver/Gunmetal

VIDEO WALK-THROUGH

	Length	Beam	Maximum HP	Maximum Capacity	Transom Height	Fuel	Livewell Systems	Maximum Rod Storage	Seats
PRO-V GL 219	21' 9"	102"	400	2,150 lbs. 8 people	25"	65 gal	Bow 30"/20 gal Aft 51"/33 gal	9'	4
PRO-V GL 202	20' 2"	102"	300	2,050 lbs. 7 people	25"	65 gal	Bow 30"/20 gal Aft 51"/33 gal	8'	4
PRO-V GL 189	18' 9"	102"	200	1,900 lbs. 6 people	25"	41 gal	Bow 24"/12 gal Aft 46"/22 gal	8'	3



GL 219



GL 202



GL 189



202 Pro-V GL in Red / Silver / Gunmetal



189 Pro-V GL in White / Gunmetal / Gunmetal



1. Center rod storage holds up to 15 rods
2. Starboard on-deck rod straps come standard
3. Optional removable aft storage pods for all your gear
4. Recessed switch panel for more seamless control
5. Aft 51"/33 gallon ProLong Plus Livewell/Baitwell (219/202)

“Lund boats are the best, and that's why I chose one..”

– Shane H., Michigan



PRO GUIDE

2075 / 1875

THE FINEST tiller-drive fishing boats on the market, the Pro Guide family offers precise control, roomy interiors, and the fishing features to tackle any species on any water.

VIDEO WALK-THROUGH

PRO GUIDE

1775 / 1675



2075 Pro Guide in Arctic White / Silverstone with premium graphics and raised chrome Lund logo



- 1. In-deck rod storage (2075 holds 15 rods, 1875 holds 10 rods)
- 2. Optional stereo with 2 speakers
- 3. Starboard locker adds storage for 5 additional rods
- 4. Deep and plentiful bow storage



2075



1875

IPS <sup>2</sup>	Length	Beam	Maximum HP	Maximum Capacity	Transom Height	Fuel	Livewell Systems	Maximum Rod Storage	Seats
PRO GUIDE 2075	20' 9"	93"	250	2,000 lbs. 6 people	25"	43 gal	Bow 27"/11 gal Aft 42"/22 gal	9' 6"	3
PRO GUIDE 1875	18' 10"	93"	90	1,650 lbs. 6 people	25"	35 gal	Bow 27"/11 gal Aft 42"/22 gal	9'	3



1675 Pro Guide in Black / Silverstone with standard graphics

IPS <sup>2</sup>	Length	Beam	Maximum HP	Maximum Capacity	Transom Height	Fuel	Livewell Systems	Maximum Rod Storage	Seats
PRO GUIDE 1775	17' 10"	87"	75	1,400 lbs. 6 people	20"	21 gal	Aft 37"/16 gal	7' 5"	2
PRO GUIDE 1675	16' 10"	87"	60	1,350 lbs. 6 people	20"	21 gal	Aft 37"/16 gal	7' 5"	2



1775



1675



1



2



3



4



5

- 1. Versatile aft deck features a large livewell and deep storage
- 2. In-deck bow storage holds anything you need
- 3. Command console keeps everything within reach
- 4. Port side storage tucks gear neatly away
- 5. Easy-deploy stainless steel boarding ladder (1675 & 1775)



# SPORT ANGLER

2000 / 1800

**BUILT TO TROLL** for walleye, salmon, trout and more, the Sport Angler features a wide-open cockpit and a full-width windshield to improve your fishing experience.



1800 Sport Angler in Heritage Red / Silverstone with standard graphics

IPS <sup>®</sup>	Length	Beam	Maximum HP	Maximum Capacity	Transom Height	Fuel	Livewell Systems	Maximum Rod Storage	Seats
SPORT ANGLER 2000	20' 6"	97"	225	2,100 lbs. 8 people	25"	52 gal	40"/18 gal	12'	2

SPORT ANGLER 1800	18' 6"	97"	175	1,900 lbs. 6 people	25"	44 gal	40"/18 gal	10'	2
-------------------	--------	-----	-----	------------------------	-----	--------	------------	-----	---

2000

1800

1

2

3

4

5

1. Helm provides easy access to all you need
2. Passenger console w/glove box & drink holder
3. Optional flip seat provides additional storage underneath
4. Cleaning station provides convenient onboard fish prep
5. Easy-access rod storage with optional SportTrak™ rod holder and side seat with under-seat storage



## THE LUND DIFFERENCE

F.I.S.H. stands for the four premium attributes found on all Lund® boats. From the attention to detail of our **Fit and Finish** to the precise performance of the **IPS Hull**, to optimized **Storage** for tackle and gear and maximized **High Resale** value, every Lund® packs in the features that have kept anglers and families coming back for more than seven decades.

**F**  
**FIT AND FINISH**

Meticulous craftsmanship from design to production yields the highest quality boat.

**I**  
**IPS HULL**

Integrated Power Strake (IPS®) hulls plane fast, run dry and smooth, and maintain superior stability.

**S**  
**STORAGE**

Optimized, protected storage in all available space lets you pack everything you need.

**H**  
**HIGH RESALE**

One of the highest resale values in fishing boats with Lund's Lifetime Limited Warranty.

LEARN MORE AT [LUNDBOATS.COM/THE-LUND-DIFFERENCE](https://lundboats.com/the-lund-difference)



IMPACT

1875 / 1775 / 1675

THE INCREDIBLY POPULAR Impact series, available in side-console or full-windshield, are versatile fishing boats with a raft of options and a reputation for reliability.



1875 Impact Sport in Gunmetal/ Black with standard graphics.

- 1. Sleek & convenient VesselView option
- 2. Optional starboard rod holder and straps keep rods at hand
- 3. Rod locker holds 10 rods: (5) 8"; (5) 7"6" (1775/1875)
- 4. Large bow storage compartments and 27"/11 gallon livewell
- 5. Under-deck drawer provides additional storage (standard on SS; optional on Sport)
- 6. Optional Sport Trak rod holder bracket



VIDEO WALK-THROUGH

IMPACT

1875 / 1775 / 1675

IPS	Length	Beam	Maximum HP	Maximum Capacity	Transom Height	Fuel	Livewell Systems	Maximum Rod Storage	Seats
IMPACT 1875	18' 11"	96"	150	1,800 lbs. 7 people	25"	36 gal	Bow 27"/11 gal Aft 37"/16 gal	8' 6"	3
IMPACT 1775	17' 11"	96"	125	1,700 lbs. 6 people	25"	30 gal	Bow 27"/11 gal Aft 37"/16 gal	8'	2
IMPACT 1675	16' 10"	90"	90	1,550 lbs. 6 people	25"	22 gal	Bow 27"/11 gal Aft 37"/16 gal	7'	2



1875 SPORT



1775 SPORT



1675 SPORT



1875 SS



1775 SS



1675 SS



1775 Impact SS in Heritage Red / Silverstone with premium graphics and raised chrome Lund logo



1675 Impact SS in Arctic White / Black with standard graphics



# REBEL XL

SPORT / SS / TILLER

**THE ULTIMATE** 16-foot fishing boat brings features of the larger Lund® boats into a more compact, affordable package for fishing fanatics.



1650 Rebel XL Tiller in Gunmetal with standard graphics

▶ VIDEO WALK-THROUGH

IPS	Length	Beam	Maximum HP	Maximum Capacity	Transom Height	Fuel	Livewell Systems	Maximum Rod Storage	Seats
REBEL XL SPORT	16' 7"	85"	90	1,350 lbs. 6 people	20"	19 gal	37"/16 gal	7' 6"	3
REBEL XL SS	16' 7"	85"	75	1,350 lbs. 6 people	20"	19 gal	37"/16 gal	7' 6"	3
REBEL 1650 TILLER	16' 7"	85"	60	1,350 lbs. 6 people	20"	19 gal	37"/16 gal	7' 6"	3



1650 SPORT



1650 SS



1650 TILLER



1650 Rebel XL Sport in Cobalt Blue with standard graphics



1650 Rebel XL SS in Black with standard graphics



1



2



3



4



5

1. Optional aft platform flip seat adds seating and a larger casting deck
2. Port side rod storage for all your rods
3. Large 37"/16 gallon bow livewell
4. Command console w/analog gauges
5. Ample bow storage for all your gear

“ Keep building the best boat in the market.”

– Rod V., Nebraska



# ANGLER

1650 SS / SPORT / TILLER

**DESIGNED TO FISH**, the Angler is small enough for shallow coves but sized right to handle big water as well. Available in Tiller, SS (side console) and Sport (full windshield) versions.



1650 Angler Tiller in Arctic White with standard graphics



1650 Angler SS in Gunmetal with standard graphics



1650 Angler Sport in Black with standard graphics

▶ VIDEO WALK-THROUGH

IPS	Length	Beam	Maximum HP	Maximum Capacity	Transom Height	Fuel	Bow Livewell	Maximum Rod Storage	Seats
ANGLER 1650 SPORT	16' 5"	80.5"	60	1,250 lbs. 5 people	20"	Portable: 6.5 gal (Optional 2nd tank)	37"/16 gal	Port: 8' 9" Starboard: 7' 6"	2
ANGLER 1650 SS	16' 5"	80.5"	50	1,250 lbs. 5 people	20"	Portable: 6.5 gal (Optional 2nd tank)	37"/16 gal	Port: 8' 9" Starboard: 7' 6"	2
ANGLER 1650 TILLER	16' 5"	80.5"	50	1,250 lbs. 5 people	20"	Portable: 6.5 gal (Optional 2nd tank)	37"/16 gal	Port: 8' 9" Starboard: 7' 6"	2



1650 SPORT



1650 SS



1650 TILLER

“I've had 2 now, and they outperform any other boat my buddies have.”

– Pete T., Canada



1. 16-Gallon, 37" bow livewell
2. Lockable port rod locker (8' 9")
3. Bow storage
4. Aft fuel storage with removable 6.5 gallon tank (optional 2nd tank)
5. Command console with optional radio (SS/Sport only)



FURY

1600 / 1400

FISHABILITY, AFFORDABILITY, and versatility are hallmarks of the popular Fury series, available in Tiller or SS (side-console) models.



1600 Fury Tiller in Heritage Red with standard graphics

IPS	Length	Beam	Maximum HP	Maximum Capacity	Transom Height	Fuel	Livewell Systems	Maximum Rod Storage	Seats
FURY 1600 SS	16' 2"	73.5"	40	1,200 lbs. 5 people	20"	—	Bow 35"/11 gal	7'6"	2
FURY 1600 TILLER	16' 2"	73.5"	40	1,200 lbs. 5 people	20"	—	Bow 35"/11 gal	7'6"	2
FURY 1400 SS	14' 9"	69.5"	30	1,080 lbs. 4 people	20"	—	Bow 35"/11 gal	7'	2
FURY 1400 TILLER	14' 9"	69.5"	30	1,080 lbs. 4 people	20"	—	Bow 35"/11 gal	7'	2



1600 SS



1600 TILLER



1400 SS



1400 TILLER



1400 Fury Tiller in Black with standard graphics



1600 Fury SS in Arctic White with standard graphics



- 1. Portside stepped rod locker holds rods up to 7'
- 2. SS Console with optional windshield and optional gauges
- 3. Large pass-through bow compartments
- 4. 11-gallon, 35" livewell holds your catches
- 5. Fuel and battery stores hidden in the aft

“ My 1400 Fury is the best! Keep up the good work!”

– Steph D., Canada



# BASS & CRAPPIE

## SPECIALIZED TO PURSUE YOUR FAVORITE SPECIES

Bass and crappie anglers have specific needs in a boat—shallow draft, roomy interiors, large livewells, and plenty of rod and tackle storage. Lund®'s bass and crappie boats provide all that and more, plus the legendary durability and reliability that has made Lund the most respected name in aluminum boats.

**PRO-V® BASS  
RENEGADE**

**BUILD YOUR BOAT AT [LUNDBOATS.COM](https://lundboats.com)**



*2075 Pro-V Bass in Gunmetal*



# PRO-V BASS

2075 / 1875

**FOR THE Hardcore** bass angler that prefers an aluminum boat, the Pro-V Bass brings it all to the table—massive deck space, rod storage, shallow-water ability, a quick hole shot, and more.



2075 Pro-V Bass in Gunmetal with (optional) raised red Lund logo





2075



1875

	Length	Beam	Maximum HP	Maximum Capacity	Transom Height	Fuel	Livewell Systems	Maximum Rod Storage	Seats
PRO-V BASS 2075	20' 10"	96"	250	1,800 lbs. 4 people	25"	49 gal	Aft 36"/28 gal	10'	1 bench, 1 bike
PRO-V BASS 1875	18' 9"	96"	200	1,650 lbs. 4 people	25"	39 gal	Aft 36"/28 gal	9'	1 bench, 1 bike



- 1. Aft deck rod straps
- 2. Optional padded bow deck
- 3. Optional port console with integrated tool storage and cup holder
- 4. Center bow rod storage



2075 Pro-V Bass XS in Black with optional raised chrome Lund logo

	Length	Beam	Maximum HP	Maximum Capacity	Transom Height	Fuel	Livewell Systems	Maximum Rod Storage	Seats
PRO-V BASS XS 2075	20' 10"	96"	250	1,800 lbs. 5 people	25"	49 gal	Aft 36"/28 gal	10'	2 + 1 bike
PRO-V BASS XS 1875	18' 9"	96"	200	1,650 lbs. 5 people	25"	39 gal	Aft 36"/28 gal	9'	2 + 1 bike



2075 XS



1875 XS



- 1. Flush-folding aft jump seats w/storage beneath
- 2. Integrated fish ruler
- 3. Port bow tackle storage w/optional rod holders
- 4. 28-gal., 36", aerated, recirculated aft livewell w/pump-out
- 5. New command console w/improved graph-mounting capability



# RENEGADE

1875 / 1775

A **PREMIUM** aluminum bass and crappie boat with the shallow-water prowess and fishing features to land lunkers and fill your livewell with tasty slabs.



1875 Renegade in Arctic White with standard graphics



1875 Renegade in Arctic White with standard graphics



1775 Renegade in Black with standard graphics

IPS	Length	Beam	Maximum HP	Maximum Capacity	Transom Height	Fuel	Livewell Systems	Maximum Rod Storage	Seats
RENEGADE 1875	18' 9"	95"	115	1,325 lbs. 4 people	20"	22 gal	Aft 35"/22 gal Bow 27"/11 gal (Crappie Only)	9'	1 bench 2 standard
RENEGADE 1775	17' 9"	95"	90	1,225 lbs. 4 people	20"	22 gal	Aft 35"/22 gal Bow 27"/11 gal (Crappie Only)	8'	1 bench 2 standard



1875



1775

“ I have owned 2 over the years, and I find every aspect about my Lund perfect for what I like to do. Lund is awesome.”


– Mark H., Illinois



1



2



3



4



5

- 1. Large casting area and huge storage for all your gear
- 2. Four bow storage compartments
- 3. On-the-go rod storage
- 4. Flip up bench offers additional underseat storage and optional complete vinyl floor and deck
- 5. Aft casting deck offers great storage and a 22 gal livewell



# FISH & SPORT

## FAMILY FUN AND FISHING MEMORIES ARE STANDARD

For families that include diehard anglers and lake-loving adventurers, the Fish & Sport series combines features like livewells and rod storage with optional ski pylon and extra seating to please everyone in the crew.

**CROSSOVER XS**

**IMPACT XS**

**ADVENTURE**

[BUILD YOUR BOAT AT LUNDBOATS.COM](https://lundboats.com)



1875 Crossover XS



# CROSSOVER XS

1875 / 1775

A BOAT FOR EVERYONE, the Crossover brings wakeboarding and tubing into the fishing mix with roomy in-floor storage for boards and skis.



1875 Crossover XS in Black/Arctic White/Blue graphics with (optional) raised black Lund logo



1875



1775



1



2



3



4



5

- 1. Optional bucket seat
- 2. Lockable center rod storage
- 3. 24-gal., 38" aerated aft livewell
- 4. Under-console tackle tray storage
- 5. Optional full-width aft sun pad

	Length	Beam	Maximum HP	Maximum Capacity	Transom Height	Fuel	Livewell Systems	Maximum Rod Storage	Seats
CROSSOVER XS 1875	18' 10"	95"	175	1,800 lbs. 8 people	25"	35 gal	Aft 38"/24 gal	8' 6"	3
CROSSOVER XS 1775	17' 10"	95"	150	1,750 lbs. 7 people	25"	28 gal	Aft 38"/24 gal	7' 6"	3

## CUSTOMIZE YOUR CROSSOVER COLORS

The Crossover XS series is now available in dozens of striking new color combinations, with exciting new graphics packages. Customize one to fit your style today at [lundboats.com](http://lundboats.com).



1875 Crossover XS in Black/Arctic White/Blue graphics with (optional) raised black Lund logo



1775 Crossover XS in Gunmetal/Red/Silver graphics



1775 Crossover XS in Black/Gunmetal/Red graphics



# IMPACT XS

2025 / 1875 / 1775 / 1675

**MAKE WAVES** with the Impact XS, which integrates aft jump seats and a ski-tow pylon into the incredible fishing features of this popular boat.



1675 Impact XS in Gunmetal with standard graphics

## VIDEO WALK-THROUGH

IPS	Length	Beam	Maximum HP	Maximum Capacity	Transom Height	Fuel	Livewell Systems	Maximum Rod Storage	Seats
IMPACT XS 2025	20' 2"	96"	200	2,000 lbs. 8 people	25"	46 gal	Bow 27"/11 gal Aft 38"/24 gal	8' 6"	4
IMPACT XS 1875	18' 11"	96"	150	1,800 lbs. 7 people	25"	36 gal	Bow 27"/11 gal Aft 38"/24 gal	8' 6"	3
IMPACT XS 1775	17' 11"	96"	125	1,700 lbs. 6 people	25"	30 gal	Bow 27"/11 gal Aft 38"/24 gal	8'	2
IMPACT XS 1675	16' 10"	90"	90	1,550 lbs. 6 people	25"	22 gal	Bow 27"/11 gal Aft 38"/24 gal	7'	2



2025



1875



1775



1675



1775 Impact XS in Cobalt Blue/Black with premium graphics and raised chrome Lund logo



2025 Impact XS in blackout graphics on Black boat with (optional) raised chrome Lund logo



1



2



3



4



5

1. Command console with optional vessel view
2. Optional adjustable suspension seat (2075 and 1875)
3. Lockable center rod locker
4. Optional bow multi-base allows for additional seating in the bow
5. Aft deck features flip-up seats and optional ski pylon

“ I saw the Impact and wow, that was the one for me. After logging over 600 hours on the water last year I now feel I have the best boat on the water. Thanks Lund for building what I needed.”

– David C., Michigan



# ADVENTURE

1775 / 1675

**FISHING? SKIING?** Tubing? Trolling? The Adventure series brings it all to the table, with the comfort and angling features to please everyone in the family.



1775 Adventure SS in Arctic White with standard graphics



1675 Adventure Sport in Arctic White with standard graphics



1775 Adventure Sport in Heritage Red with standard graphics

▶ VIDEO WALK-THROUGH

IPS	Length	Beam	Maximum HP	Maximum Capacity	Transom Height	Fuel	Livewell Systems	Maximum Rod Storage	Seats
ADVENTURE 1775 SPORT	17' 10"	87"	115	1,400 lbs. 6 people	20"	21 gal	37"/23 gal	7' 5"	2
ADVENTURE 1775 SS	17' 10"	87"	90	1,400 lbs. 6 people	20"	21 gal	37"/23 gal	7' 5"	2
ADVENTURE 1675 SPORT	16' 10"	87"	90	1,350 lbs. 6 people	20"	21 gal	37"/23 gal	7' 5"	2
ADVENTURE 1675 SS	16' 10"	87"	90	1,350 lbs. 6 people	20"	21 gal	37"/23 gal	7' 5"	2



1675 SPORT



1775 SS



1675 SPORT



1675 SS



- 1. Bow storage holds all your gear
- 2. Aft jump seats provide seating for the whole family
- 3. Ski pylon option for a day of water skiing
- 4. Command console and full windshield protects you from the elements (Sport model only)
- 5. Optional bow cushions for lounging comfort

“Don't change a thing! Best designed fishing boat I have ever had.”

– Michael M., Kansas



# UTILITY & HUNTING

## HARD-WORKING BOATS FROM RESORT TO DEER CAMP

Whether you are hauling supplies or hunting ducks, there's a Lund® boat to get the job done. They're built tough to last through years of hunts and utility work, and are always a reliable partner on the water. These durable watercraft are great for resorts, campsites, and fish camps, too.

PREDATOR	WC
OUTFITTER	A
ALASKAN	JON
SSV	

BUILD YOUR BOAT AT [LUNDBOATS.COM](http://LUNDBOATS.COM)



WC-14 in Fall Marsh

\*Boats may show factory and/or dealer installed options. Please see dealer for details.



# PREDATOR SS/CC

2070 / 1870 / 1760

**THE ALL-PURPOSE** boat for fishing, hunting, and work, the Predator series is built with Lund®'s legendary rugged construction and is available in tiller, side, or center steering.



1870 Predator SS in Mossy Oak® Breakup

## VIDEO WALK-THROUGH

	Length	Beam	Maximum HP	Maximum Capacity	Transom Height	Fuel	Livewell Systems	Maximum Rod Storage	Seats
PREDATOR 2070 SS	20'	96"	150	1,762 lbs. 7 people	20"	20 gal	Bow 43"/23 gal	9' 6"	3
PREDATOR 2070 CC	20'	96"	150	1,762 lbs. 7 people	20"	20 gal	Bow 43"/23 gal	9' 6"	2
PREDATOR 1870 SS	18'	96"	90	1,478 lbs. 7 people	20"	20 gal	Bow 43"/23 gal	8' 6"	3
PREDATOR 1870 CC	18'	96"	90	1,478 lbs. 7 people	20"	20 gal	Bow 43"/23 gal	8' 6"	2
PREDATOR 1760 SS	17'	85"	75	1,228 lbs. 5 people	20"	20 gal	Bow 31"/18 gal	7' 6"	3



2070 SS



2070 CC



1870 SS



1870 CC



1760 SS



1760 Predator SS in Dead Grass Green



1870 Predator CC in Mossy Oak® Shadow Grass


“ I love mine and every time I take it out on the lake someone offers to buy it from me.”  
– David R. Colorado



1



2



3



4



5

1. Command console allows for easy standing or leaning while operating
2. Optional Sponsons offer quicker planing and easier reboarding
3. Optional rod/gun holder keeps everything within reach
4. Bow features 23-gallon livewell
5. Bow provides plenty of casting space



PREDATOR

TILLER

IDEAL FOR remote fish camps and general utility work, the Predator Tiller is great for transporting people and gear in the backwoods.

OUTFITTER

1750



1870 Predator in Mossy Oak® Shadow Grass Pattern

	Length	Beam	Maximum HP	Max. Weight Capacity	Transom Height	Livewell Systems	Maximum Rod Storage	Seats
PREDATOR 1870 TILLER	18'	96"	75	1,574 lbs. 6 people	20"	Bow 43"/23 gal	9' 6"	2
PREDATOR 1760 TILLER	17'	85"	60	1,209 lbs. 5 people	20"	Bow 31"/18 gal	8' 6"	2
PREDATOR 1660 TILLER	16'	85"	50	1,009 lbs. 4 people	20"	Bow 31"/18 gal	7' 6"	2



1870



1760



1660



1



2



3



4



5

- 1. Side rod and navigation light storage keeps everything out of the way
- 2. Swivel seating provides all-day comfort
- 3. Bow features aerated livewell/ baitwell and ample storage
- 4. Bag ladder provides boarding assistance
- 5. Rear-mounted switches add convenience



Deep, pass-through bow storage eliminates clutter



Aerated 20-gallon bow livewell keeps fish fresh



Side rod holders add convenience and accessibility



Removable bow boxes simplify loading and unloading



Composite flooring option

	Length	Beam	Maximum HP	Maximum Capacity	Transom Height	Fuel	Livewell Systems	Maximum Rod Storage	Seats
OUTFITTER 1750	17' 7"	77"	60	1,400 lbs. 5 people	20"	22 gal	Bow 42"/20 gal	7'	3



A PERFECT big-water boat for guides and campgrounds, the Outfitter features removable storage for easy load-in and load-out.



1750 Outfitter in Aluminum with standard graphics








**TOUGHNESS AND VERSATILITY** personified, the Alaskan is ready for duty in the most extreme environments from the frigid north to the steamy south.



2000 Alaskan SS in Heritage Red with standard graphics



2000 Alaskan Tiller in Cobalt Blue with standard graphics

-  **2000 SPORT**
-  **2000 SS**
-  **1800 SPORT**
-  **1800 SS**
-  **1600 SS**

 **1**

 **2**

 **3**

 **4**

 **5**

**1.** Port console provides comfort and protection from the elements

**2.** 13-gallon port livewell with baitwell (1800/1600 shown)

**3.** Bow multi base option allows for an additional person to fish in the bow

**4.** Composite interior option

**5.** Functional command console makes for easy operation

	Length	Beam	Maximum HP	Maximum Capacity	Transom Height	Fuel	Livewell Systems	Maximum Rod Storage	Seats
<b>2000 DC</b>	20' 6"	90.5"	150	2,150 lbs. / 7 people	25"	29 gal	Bow 40"/18 gal	9'	3
<b>2000 SS</b>	20' 6"	90.5"	150	2,150 lbs. / 7 people	25"	29 gal	Bow 40"/18 gal	9'	3
<b>1800 DC</b>	18' 9"	83"	90	1,600 lbs. / 7 people	20"	20 gal	Port 46"/13 gal	8' 6"	2
<b>1800 SS</b>	18' 9"	83"	90	1,600 lbs. / 7 people	20"	20 gal	Port 46"/13 gal	8' 6"	2
<b>1600 SS</b>	16' 10"	81"	75	1,350 lbs. / 6 people	20"	20 gal	Port 46"/13 gal	7'	2

-  **2000 TILLER**
-  **1800 TILLER**
-  **1600 TILLER**

	Length	Beam	Maximum HP	Maximum Capacity	Transom Height	Fuel	Livewell Systems	Maximum Rod Storage	Seats
<b>2000 TILLER</b>	20' 6"	90.5"	150	2,150 lbs. 7 people	25"	29 gal	Bow 40"/18 gal	9'	3
<b>1800 TILLER</b>	18' 9"	83"	75	1,600 lbs. 7 people	20"	20 gal	Port 46"/13 gal	8' 6"	2
<b>1600 TILLER</b>	16' 10"	81"	60	1,350 lbs. 6 people	20"	20 gal	Port 46"/13 gal	7'	2





- 1.** Bow battery storage is conveniently accessible
- 2.** Port storage offers a generous amount of space for all your gear
- 3.** Port cockpit rod storage
- 4.** Dual bow storage compartments (2000 shown)



**IDEAL FOR** remote fish camps and general utility work, the SSV is great for transporting people and gear and for walleye, musky, and bass fishing.



SSV-16 in Heritage Red with standard graphics



- 1. Optional SS console allows for enhanced steering wheel control
- 2. Optional raised bow storage packs it all in (16 and 18 only)
- 3. Optional drop-in floor creates more casting room
- 4. Composite seat option
- 5. Optional port console maximizes cockpit comfort (SSV 18 only)

	Length	Beam	Maximum HP	Max. Weight Capacity	Transom Height	Seats
SSV 18	18' 4"	76"	60	1,500 lbs. / 7 people	20"	2 cross, 2 modified split
SSV 16	16' 2"	72"	40	1,100 lbs. (15") / 5 people 1,200 lbs. (20") / 6 people	15" / 20"	2 cross, 2 modified split
SSV 14	14' 2"	70"	30	915 lbs. (15") / 4 people 1,020 lbs. (20") / 4 people	15" / 20"	2 cross, 2 modified split

**WITH A NO-FRILLS** functionality, these smaller, easy-to-own Deep V fishing boats are a popular choice for camping, hunting, and fishing.



- Simple but refined tiller control area
- Composite seat option
- Heavy-duty aluminum motor plate
- Heavy-duty aft grab handle
- Oarlocks and durable gunnels can take a pounding

	Length	Beam	Maximum HP	Max. Weight Capacity	Transom Height	Seats
WC 16	16' 2"	72"	25	1,150 lbs. / 5 people	15" / 20"	3 cross, 2 modified split
WC 14	14' 6"	69"	25	1,000 lbs. / 4 people	15" / 20"	2 cross, 2 modified split
WC 12	12' 1"	61"	15	700 lbs. / 3 people	15"	2 cross, 2 modified split



WC-16 in Heritage Red with standard graphics



**A STRONG,** riveted V-hulled boat, built with the quality for which Lund® is legendary. Perfect for fishing, hunting and camping on small lakes and rivers.



A-14 in Fall Marsh



A 14



A 12



- 1. Heavy-duty corner castings enhance structural durability
- 2. Extruded aluminum motor plates add toughness
- 3. Solid oarlocks and durable gunnels outlast heavy use
- 4. Aluminum bench seats provide ample passenger room
- 5. Rugged bow corner castings strengthen the hull

	Length	Beam	Maximum HP	Maximum Weight Capacity	Transom Height	Seats
A 14	14' 1"	61"	15	785 lbs. / 3 people	15"	3 cross
A 12	12' 1"	60"	10	645 lbs. / 3 people	15"	3 cross

**THE CLASSIC** flat-bottomed jon is perhaps the most widely used boat worldwide, and Lund® takes pride in building jon boats that last.

	Length	Beam	Maximum HP	Max Weight Capacity	Transom Height	Seats
1852MT	17' 9"	75"	65	1,443 lbs. / 6 people	20"	4 cross
1648M	15' 8.5"	70"	35	1,014 lbs. / 4 people	15" / 20"	3 cross
1648	15' 8.5"	70"	35	1,014 lbs. / 4 people	15" / 20"	3 cross
1448M	13' 8"	70"	25	831 lbs. / 4 people	15" / 20"	3 cross
1448	13' 8"	70"	25	831 lbs. / 4 people	15" / 20"	3 cross
1440M	14'	59"	20	780 lbs. / 3 people	15"	3 cross
1240	11' 9"	56"	10	535 lbs. / 3 people	15"	3 cross
1040	10'	56"	5	419 lbs. / 3 people	15"	3 cross



1040 Jon in Olive Drab Green



# TRAILERS

## ON THE ROAD OR IN THE GARAGE, LUND TRAILERS KEEP YOUR BOAT SAFE AND SECURE.

Lund® offers a variety of durable, sharp-looking trailers to perfectly fit your boat and protect your investment during your journeys to and from the water. Options include painted or galvanized, single- or tandem-axle, roller or bunk, and various finish options. Availability varies by model.

1. Custom galvanized bunk trailer
2. Custom tandem axle bunk trailer
3. Standard roller trailer (shown w/optional spare tire and load guides)
4. Custom roller trailer
5. Standard bunk trailer (shown w/optional spare tire and load guides)



# TOPS & COVERS

## WE'VE GOT YOU COVERED. PROTECT YOUR BOAT FROM THE ELEMENTS WHEN IT'S NOT IN USE.

Protecting your boat from the harsh elements when it's not being used is critical to its longevity, and a quality cover is worth every penny. Lund® offers travel and mooring covers, Bimini tops, sport tops, and full-coverage sport tops and complete top sets for a variety of models.

1. Complete top set: (2275 Baron® Shown – style will vary by model. Eisenglass available on 2175/ 2075/1975/1875 Pro-V/Limited, 2275 Baron®, Magnum/2075/1975/1875 Tyee®/Limited, 1875/1775 Crossover, 2025/1875/1775/1675 Impact/Impact XS, 1775/1675 Adventure, Rebel XL Sport, 2000/1800 Alaskan DC, Sport Angler) \*Full canvas should be used only when boat is anchored or at rest.
2. Sport top (full windshield models only)
3. Bimini Top
4. Mooring Cover
5. Travel Cover (Pro-V Bass shown)
6. Travel Cover (Pro-V shown)





# SPORTTRAK

## ALL YOUR NEEDS AT HAND. SPORTTRAK OPTIONS LET YOU MOUNT GEAR ANYWHERE ON THE PERIMETER.

Our exclusive SportTrak™ lets you mount a wide variety of accessories along the perimeter of your Lund®, from rod holders and downrigger brackets to drink and tool holders. Gear locks into place for worry-free trolling and easy relocation along the gunnel. Available on most Lund models.

1. Rod bracket (Sport Angler only)
2. Downrigger bracket for angled SportTrak (available on most aluminum models)
3. Easy to install flip-level bracket SportTrak
4. Qwik-Clip fender and drift sock or bumper holder attachment bracket with strap
5. Rod holder w/ optional extension



1



2



3



4



5



1



2



3



4



5



6

# SEATING

## HAVE A SEAT AND STAY A WHILE. COMFORTABLE AND DURABLE SEATING OPTIONS FOR FISHERMEN AND FAMILIES.

Lund® seating is known as the most comfortable in the industry. Each seat is designed to be resilient and comfortable—perfect for cradling you in place in the unforgiving waters of the north. A range of helm and passenger chairs are available to customize your boat, as well as family features like cushioned bow deck fillers and aft flip-up jump seats. See your dealer for details, or build your boat and customize your seating at [www.lundboats.com/build-your-boat](http://www.lundboats.com/build-your-boat)

1. Aft flip-up seat (2175/2075/1975/1875 Pro-V)
2. Aft flip-up seat (2175/2075/1975/1875 Pro-V) (shown with one seat in down position)
3. Aft flip-up seat (2175/2075/1975/1875 Pro-V) in lowered position with optional ski pylon
4. Tan bow cushions - Tyee®
5. Grey bow cushions - Crossover, Tyee®, Impact XS, Baron, Adventure (Sport) (Crossover shown)
6. Aft flip-up seat (Impact)



Standard seat



Pro Ride seat



Crossover bucket seat  
(optional)



Suspension seat  
(optional)



# ALUMINUM OPTIONS

From premium electronics to ski tow pylons, battery chargers to keel guards, Lund® options cover every need you may possibly have on the water. Fish-finding, convenience and protection features improve your experience and ensure that when you hit the lake, you're ready to fish or play. See your dealer for details, or build your boat and pick your options at [www.lundboats.com/build-your-boat](http://www.lundboats.com/build-your-boat)

1. Premium audio (includes Rockford Fosgate® stereo and speakers)
2. VesselView™
3. Ski pylon (Pro-V, Pro-V Bass, Pro-V Musky, Baron®, Tyee® [not Magnum], Crossover, Impact XS, Adventure)
4. Bow baitwell (Impact / Pro-V / 1875 and 2075 Pro Guide)
5. Starboard rod tubes (Impact shown)
6. Splash pan inserts (Pro-V, Impact and Adventure)
7. Bow rock guard
8. Panther power steering
9. Snap-in carpet
10. Snap-in marine mat
11. Composite flooring (Alaskan, Outfitter)
12. Washdown system (Sport Angler shown) (Available: 2025 Impact / 2075 Pro Ride / Tyee® Magnum Pro-V Baron / 202 and 219 Pro-V GL)
13. Professional 3-bank charger
14. 2-bank battery charger



1



2



3



4



5



6



7



8



9



10



11



12



13



14



# FIBERGLASS OPTIONS

Lund® fiberglass boats are customizable with numerous options, including durable trailers, protective covers, advanced electronics, enhanced storage, and comfortable seating. A range of stunning colors are also available to complement your Lund. See your dealer for details, or build your boat and pick your options at <https://www.lundboats.com/build-your-boat/>

1. Optional full canvas (Full canvas enclosure should be used only when boat is anchored or at rest.)
2. Optional sport top
3. Optional ski pylon
4. Marine mat (189 GL)
5. Aft storage pod (219, 202 and 189 Pro-V GL only)
6. Tandem trailer with diamond plate fender



1



2



3



4



5



6





# YOUR BOAT YOUR WAY

## CUSTOMIZE YOUR COLOR— ONLY WITH LUND

Lund® is the only major aluminum boat company to let you customize your exterior color—with hundreds of possible combinations, you can combine colors to make your boat truly yours. Visit [lundboats.com](http://lundboats.com) and use the Build Your Boat page to visualize your color selection before you buy.

### FIBERGLASS EXTERIOR COLORS



Red / White / Gunmetal



Black / White / Gunmetal



Gunmetal / Silver / Silver



White / Gunmetal / Gunmetal



Red / Silver / Gunmetal



Black / Silver / Gunmetal



Blue / Silver / Gunmetal



Burgundy / Gunmetal / Gunmetal


### COLOR OPTIONS

	PRO-V	PRO-V BASS/XS	PRO-V MUSKY/XS	BARON®	TYEE®	CROSSOVER	SPORT ANGLER	IMPACT / IMPACT XS	PRO GUIDE	RENEGADE	ADVENTURE	REBEL XL	ANGLER	FURY	OUTFITTER	ALASKAN	SSV	WC	A	JON	PREDATOR
FREEBOARD COLORS																					
Arctic White	✓	✓	✓	✓	✓	✓	✓	✓	✓	✓	✓	✓	✓	✓	✓	✓	•	•	—	—	—
Cobalt Blue	✓	✓	✓	✓	✓	✓	✓	✓	✓	✓	✓	✓	✓	✓	✓	✓	•	•	—	—	—
Gunmetal Metallic	✓	✓	✓	✓	✓	✓	✓	✓	✓	✓	✓	✓	✓	✓	—	✓	—	—	—	—	—
Heritage Red	✓	✓	✓	✓	✓	✓	✓	✓	✓	✓	✓	✓	✓	✓	✓	✓	✓	✓	—	—	—
Black	✓	✓	✓	✓	✓	✓	✓	✓	✓	✓	✓	✓	✓	✓	✓	✓	✓	✓	—	—	—
Olive Drab Green	—	—	—	—	—	—	—	—	—	—	—	—	—	—	—	—	—	—	—	✓	—
Lund Fall Marsh	—	—	—	—	—	—	—	—	—	—	—	—	—	—	•	•	•	•	•	—	—
Dead Grass Green	—	—	—	—	—	—	—	—	—	—	—	—	—	—	—	—	—	—	—	—	✓
Desert Sand	—	—	—	—	—	—	—	—	—	—	—	—	—	—	—	—	—	—	—	—	•
Mossy Oak® Breakup	—	—	—	—	—	—	—	—	—	—	—	—	—	—	—	—	—	—	—	—	•
Mossy Oak® Shadow Grass	—	—	—	—	—	—	—	—	—	—	—	—	—	—	—	—	—	—	—	—	•
BOTTOM COLORS																					
Silverstone	✓	—	—	✓	✓	✓	✓	✓	✓	—	•	—	—	—	—	—	—	—	—	—	—
Aluminum Hull	—	—	—	—	—	—	—	—	—	—	—	✓	—	✓	✓	✓	✓	✓	✓	—	—
Arctic White	—	—	—	—	—	—	—	—	—	—	—	—	—	—	—	—	—	—	—	—	—
Heritage Red	—	—	—	—	—	—	—	—	—	—	—	—	—	—	—	—	—	—	—	—	—
Black	✓	—	—	✓	✓	—	—	✓	✓	—	—	—	—	—	—	—	—	—	—	—	—
Satin Beige	—	—	—	✓	✓	—	—	—	—	—	—	—	—	—	—	—	—	—	—	—	—
INTERIOR COLORS																					
Bronze	—	—	—	✓	✓	—	—	—	—	—	—	—	—	—	—	—	—	—	—	—	—
Midnight Star	✓	✓	✓	✓	✓	✓	✓	✓	✓	✓	✓	✓	✓	—	—	—	—	—	—	—	—
Grey Fleck	—	—	—	—	—	—	—	—	—	—	—	—	—	✓	✓	✓	✓	✓	✓	—	—
DECAL PACKAGES																					
Lund Wetlands®	—	—	—	—	—	—	—	—	—	—	—	—	—	—	—	•	—	—	—	—	—

### ALUMINUM EXTERIOR COLORS



### INTERIOR COLORS



### SPORTSMAN COLORS





STANDARD & OPTIONAL EQUIPMENT

View and compare Lund® aluminum and fiberglass boats at a glance in one handy chart.

<div>✓ Standard Feature</div> <div>● Optional Equipment</div>	PRO-V	PRO-V BASS	PRO-V MUSKY	PRO-V GL	BARON®	TYEE®	TYEE® GL	CROSSOVER	SPORT ANGLER	IMPACT & IMPACT XS
CONVENIENCE										
Add-on Rear Flip Seats	●	na	na	na	na	na	na	na	na	Imp - ● Imp XS - na
Integrated Rear Jump Seats	na	Bass - na XS - ✓	Musky - na XS - ✓	na	✓	✓	✓	✓	na	Imp - na Imp XS - ✓
Livewell Pump Out	✓	✓	✓	✓	✓	na	na	na	na	na
ProRide Seats	✓	Bass - na XS - ✓	Musky - na XS - ✓	✓	✓	✓	✓	✓	●	●
AirRide Pedestals	✓	Bass - na XS - na	Musky - na XS - na	189 - ✓ 202/219 - ✓	✓	18/19 - ✓ 20/20 Mag - ✓	189 - ✓ 208 - ✓	●	●	●
Solid Pedestals	na	Bass - na XS - na	Musky - na XS - na	na	na	na	na	✓	✓	✓
Bow Cushion	na	na	na	na	●	18/19/20 - opt 20 Mag - na	●	●	na	Imp - na Imp XS - ●
Travel Cover	●	●	●	●	●	●	●	●	●	●
Twin-Plated Bow	✓	✓	✓	na	✓	✓	na	✓	✓	✓
Washdown System	●	na	na	●	●	20/20 mag - ●	na	na	✓	2025 XS - ●
Fire Extinguisher	✓	✓	✓	✓	✓	✓	✓	●	●	●
Stereo	✓	✓	✓	✓	✓	✓	✓	✓	●	●
Horn	✓	✓	✓	✓	✓	✓	✓	✓	✓	✓

<div>✓ Standard Feature</div> <div>● Optional Equipment</div>	PRO GUIDE	RENEGADE	ADVENTURE	REBEL XL	FURY	ANGLER	OUTFITTER	ALASKAN	SSV, WC, A	PREDATOR
CONVENIENCE										
Add-on Rear Flip Seats	na	na	na	Tiller - na Sport/SS - ●	na	na	na	na	na	na
Integrated Rear Jump Seats	na	na	✓	na	na	na	na	na	na	na
Livewell Pump Out	na	✓	na	na	na	na	na	na	na	na
ProRide Seats	16/17 - ● 18/20 - ✓	●	na	na	na	na	●	●	na	na
AirRide Pedestals	●	●	na	na	na	na	●	●	na	na
Solid Pedestals	✓	✓	✓	✓	✓	✓	✓	✓	na	✓
Bow Cushion	na	na	Sport - ● SS - na	na	na	na	na	na	na	na
Travel Cover	●	●	●	✓	Mooring Cover - ●	●	●	●	Mooring Cover - ●	na
Twin-Plated Bow	✓	na	✓	✓	na	✓	✓	na	na	na
Washdown System	2075 - ●	na	na	na	na	na	na	na	na	na
Fire Extinguisher	●	●	●	●	●	●	●	●	na	na
Stereo	●	●	●	●	na	Sport/SS - ● Tiller - na	na	na	na	na
Horn	✓	✓	✓	✓	Fury - ●	✓	na	●	na	CC & SS - ✓ Tiller - na



# PURE POWER IS STANDARD

BACKED BY THE EXPERIENCE AND STABILITY  
OF MERCURY MARINE® OUTBOARDS.



As part of the Mercury® family, you will experience boating backed by the strength of the largest and most advanced recreational marine engine company in the world. These quiet-running, fuel sipping power plants are on the leading edge of marine propulsion technology, and reliability and ease of maintenance are built into every model. For full details on Mercury's non-stop technological advances, visit [mercurymarine.com](http://mercurymarine.com)

#### MERCURY FOURSTROKE TECHNOLOGY

New FourStroke technology results in efficient, quiet, and powerful engines that are also the smallest and lightest in their class. These incredibly reliable outboards deliver faster planing, quicker acceleration, and the peace of mind that only Mercury can bring.

#### MERCURY PROP TECHNOLOGY

The world's finest engineering team in marine propulsion drives the design of Mercury propellers—the link between your boat and the water. From blazing top-end speeds to enormous pulling power, Mercury props deliver uncompromising performance. That's why the U.S. Coast Guard relies on Mercury propellers—and why you can, too.

#### MERCURY SERVICE NETWORK

With thousands of Mercury dealers around the world, there are always experienced service technicians accessible to you should the need arise. Mercury Limited warranties come standard on every engine, and extended warranties are available with Mercury Product Protection service.



Boat shown is a custom-designed Pro-V.  
Boats may show factory and/or dealer installed options. Please see dealer for details.



## LUND APPAREL & GEAR

You wouldn't be caught in any boat but a Lund® while fishing your favorite waters. Now you can further look the part of a hardcore angler, thanks to Lund's extensive line of apparel. Men, women and children can sport clothing with a range of Lund logos from past to present, plus hats for sun protection. Show your Lund pride along with the pros by visiting [lundboats.com](http://lundboats.com) and clicking on Gear.

GET YOUR GEAR



“Exceptional food, lodging and learning from the best. This event brings like-minded fishermen together for a few days of doing what they love and improving their skillset.”

– Jason Freed, *Leisure Outdoor Adventures*



# ULTIMATE FISHING CAMP

JUNE 27TH THROUGH 30TH, 2021

The fifth annual Ultimate Fishing Camp, presented by Leisure Outdoor Adventures and Lund Boats, is four days of adrenaline-packed fishing education and experience! Taking place on Leech Lake in Walker, Minnesota, the event will be packed with daily on-the-water seminars teaching you everything from casting for musky to deep-water trolling for walleye. Evening seminars will address electronics, knot tying, lure selection and more—and you'll have a blast socializing during delicious meals of freshly-caught fish!

Recent events have filled up quickly, so register now by visiting [www.ultimatefishingcamp.com](http://www.ultimatefishingcamp.com) or calling 1-855-LOA-HOOK.

# LUND'S LIFETIME LIMITED WARRANTY

Lund®'s Lifetime Limited Warranty gives you the best overall coverage available. From bow to stern, gunwale to gunwale, your new Lund is backed with a transferable\* warranty—and Lund's promise that we'll make sure any claims are handled with speed, ease and our full support.

It's because Lund boats are built so well that we can afford to give you this superior warranty. We don't think you'll need it; we have that much confidence in our boats. But if you do need warranty support, you can be sure you'll have the very best in the industry.

- Lifetime Warranty on double-riveted seams (Aluminum)
- Lifetime Warranty on all plywood panels, related materials and labor (Aluminum)
- Lifetime Warranty against structural hull defects (Fiberglass)
- Three-Year 100 Percent Bow-to-Stern Parts and Labor, some exclusions apply—ask your Lund dealer for details
- Transferable\*

Lund's Three-Year Material and Workmanship Warranty is transferable\*. Ask your Lund® dealer for details.



WC-12 in Fall Marsh..

\* Boats may show factory and/or dealer installed options. Please see dealer for details. See dealer for full warranty details. Standard exclusions apply. Lifetime warranty on double-riveted seams, plywood panel, and structural fiberglass hull are non-transferable. Second owner receives 10-year pro-rated warranty.





**LUND® BOAT COMPANY**  
218-385-2235 • [www.lundboats.com](http://www.lundboats.com)

