

# CLASSIC SERIES SPECIFICATIONS

	1775 CLASSIC SPORT	1775 CLASSIC SS	1775 CLASSIC TILLER	1660 CLASSIC SPORT	1660 CLASSIC SS	1660 CLASSIC TILLER	1625 CLASSIC SS	1625 CLASSIC TILLER
Layout								
Length	17'3"	17'3"	17'3"	16'3"	16'3"	16'3"	16'0"	16'0"
Beam	85"	85"	85"	84"	84"	84"	76"	76"
IPS™ Chine Width	72.5"	72.5"	72.5"	72.5"	72.5"	72.5"	66.5"	66.5"
Approx. Wt. (lb)	1,010	950	840	900	840	785	665	630
Maximum HP	90	90	75	75	60	60	40	40
Transom Height	20"	20"	20"	20"	20"	20"	20"	20"
Fuel Tank (gal)	19	19	19	19	19	19	—	—
Livewell Systems	1	1	1	1	1	1	1	1
Rod Storage Length	8'	8'	8'	7'	7'	7'	7'	7'
Seat Pedestals	3	3	3	2	2	2	2	2
Seat Bases	6	6	4	6	6	4	6	4

## STANDARD EQUIPMENT

- #1 Lifetime Limited Warranty
- Aft casting platform (Sport, SS)
- Aluminum corner castings
- Battery storage compartments with battery holders
- Bilge pump
- Bow and stern eyes
- Bow casting platform with storage
- Bow (SS) or aft (tiller) 12V trolling motor plug-in (1775, 1660)
- Bow ProDeck with storage
- Built-in fuel system (1775, 1660)
- Built-in fuel tank storage (1625)
- Custom molded console with wraparound windshield (SS)
- Deck mounting pad
- Double-riveted seams
- Drink holder (SS)
- Dual console (Sport)
- Easy-change recessed pedestal seat bases
- Environmentally friendly decks and floors
- Easy-clean vinyl main floor
- Heavy-duty gunwale extrusions
- Heavy-duty transom
- IPS™ – Integrated Power Strake™ hull
- Level flotation compliance
- Lighted instrumentation (Sport, SS)
- Lowrance X-47 or Navman 4430 fish locator (1775, 1660) (Lowrance X-47 not available in Canada)
- Marine-grade 5052 H34 aluminum
- Marine-grade carpeting on bow and aft casting platforms
- Minn Kota PowerDrive 55 trolling motor (1775, 1660, Sport and SS)
- Multiple storage compartments
- Navigational lighting
- No-pinch solid-metal seat hinges
- Oven-cured finish
- Plug-in wire harness
- Poured-foam flotation
- Premium pedestal seats (three in 1775; two in 1660, 1625)
- ProTrak™ for optional cover
- Rod storage (lockable on 1775, 1660)
- Self-draining splash pan
- Solid pedestals
- SportTrak™ for optional accessories
- Stainless steel cleats (4)
- Twin-plating bow to midship (1775, 1660)
- Wider beam for a smoother ride
- Wraparound walkthrough windshield (Sport)
- 15.5 gal, 46" aerated livewell with drop-in bait station (with light in 1775, 1660)

## OPTIONAL EQUIPMENT

- Additional pedestal seats
- AirRide pedestals
- Arm rests
- Bike seat and pedestal
- Bimini top (1775, 1660)
- Bow (tiller) or aft (SS) 12V trolling motor plug-in (1625)
- Complete top set, includes sun top, bow cover, walkway curtain, and side and slant curtains (1755 Sport, 1660 Sport)
- Crapple Edition Package with additional bow seat bases
- Easy-clean complete vinyl flooring
- Factory main motor prerig
- Horn (1775, 1660)
- Lowrance X-47 locator (1625)
- Lund® Fall Marsh paint (SS, Tiller)
- Lund® Wetlands® camouflage interior and exterior surfaces (SS, Tiller)
- Minn Kota PowerDrive 55 trolling motor (1625 SS)
- Mooring cover
- No-feedback steering (Sport, SS)
- Port console (1775 SS, 1660 SS)
- Pro Ride pedestal seats
- ProTrak™ cover
- Snap-in carpeting
- Sony CD stereo system (1775, 1660)
- SportTrak™ accessories brackets
- SportTrak™ accessories, including rod holders, drink holders, and cleats (see dealer for details)
- Sun top set, includes sun top, bow cover, walkway curtain (1755 Sport, 1660 Sport)
- Tilt steering (1775)
- 2-bank on-board battery charger






Lowrance X-47 or Navman 4430 fish locator, standard on 1775 and 1660 models (Lowrance X-47 not available in Canada)

Minn Kota PowerDrive 55 Trolling Motor, standard on 1775 and 1660 Sport and SS

## COLOR OPTIONS

Platinum freeboard and deck/bottom, matching seats, Charcoal carpet, and Red, Blue, or Green graphics package

<b>FREEBOARD</b>	<b>DECK/BOTTOM</b>	<b>SEATING</b>	<b>FLOOR</b>	<b>GRAPHICS OPTIONS</b>  Red  Blue  Green

Classic SS and Tiller models also available in Wetlands® camouflage pattern or solid Fall Marsh paint. See page 68 for more information.